

ENR THE TOP 400

Overview p. 64 // 2017-2018 at a Glance p. 64 // Profitability Analysis p. 64 // Revenue Volume p. 64 // Backlog Analysis p. 64 // A Decade of Contracting Revenue p. 64 // Markets' Share of Total Revenue p. 65 // Domestic Staff Hiring p. 65 // International Staff Hiring p. 65 // International Market Analysis p. 66 // EMJ Corp.'s "Curve Appeal" p. 66 // Top 400 Dialogue p. 67 // Top 20 by Sector pp. 68-71 // J.T. Magen to Build Nordstrom's Retail Showcase p. 71 // Top 100 by New Contracts p. 72 // Top 50 Contractors Working Abroad p. 75 // Top 50 Domestic Heavy Contractors p. 76 // Top 50 Domestic General Building Revenue p. 79 // How To Read the Tables p. 79 // Top 400 List p. 81 // Top 400 Index p. 95

NUMBER 19



MANPOWER

Swinerton recently completed a 356,309-sq-ft expansion of the Sycuan Hotel and Casino in El Cajon, Calif.

PHOTO COURTESY OF SWINERTON

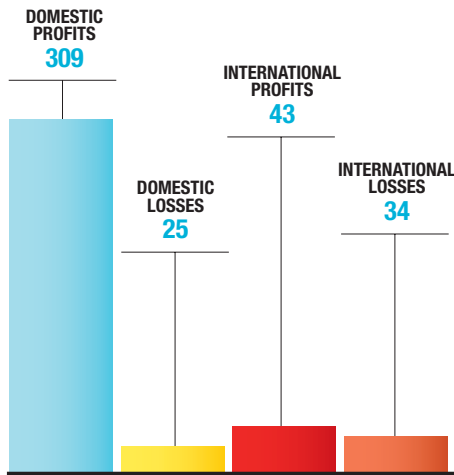
The Market Keeps On Rolling

Large contractors know it can't last, but right now the market continues to expand, and few firms see any clear signs of a slowdown. By Gary J. Tulacz

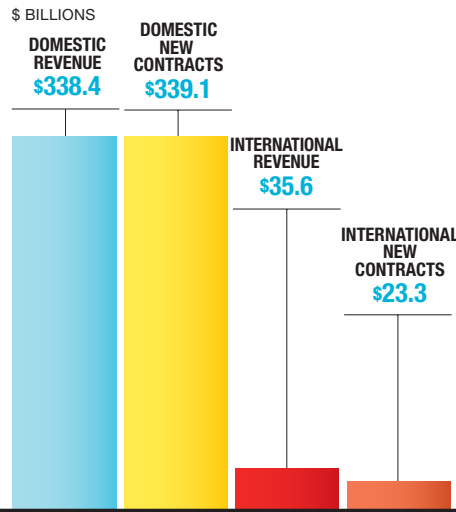


2017-2018 at a Glance

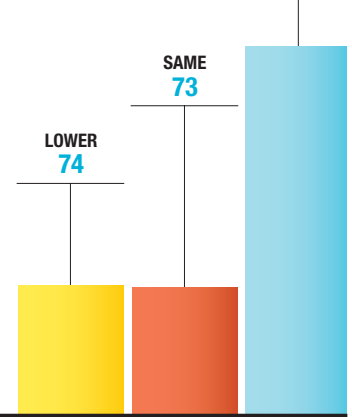
NUMBER OF FIRMS REPORTING PROFITABILITY



VOLUME

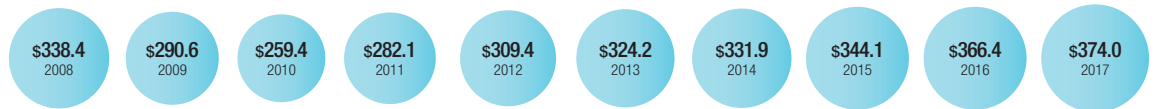


NUMBER OF FIRMS REPORTING SIZE OF BACKLOG



COMPARING THE PAST DECADE'S CONTRACTOR REVENUE

\$ BILLIONS
SOURCE: ENR



The construction market is cyclical. Executives at large U.S. contractors understand this and also understand that the current booming market will not last forever. However, despite the fact that this is one of the longest domestic upswings on record, few see signs that it will abate any time soon. So they are working hard now to take advantage of the opportunities available without losing sight of what the future may bring.

The domestic market was one of strong, steady growth for large contractors. This can be seen from the results of the ENR Top 400 Contractors survey. The Top 400, as a group, generated a record \$373.98 billion in contracting revenue in 2017, an increase of 2.1% from 2016's \$366.41 billion. However, the real story is on the domestic side. Contracting revenue from U.S. projects rose a healthy 4.9%, to \$322.83 billion, on top of a 9.4% rise in domestic revenue last year and a 9.5% increase the year before. On the other hand, contracting revenue from projects outside the U.S. plunged 18.4%, to \$35.55 billion, in 2017, with major declines noted in projects in the mining-and-metals and petroleum sectors and a falloff in the general building sector abroad.

Many contractors did not believe the market could continue to grow as long as it has, and few see any signs that this growth will taper off. "Two years ago, I said we were in the late innings of the construction boom."



"Two years ago, I said we were in the late innings of the construction boom. I am really glad I was wrong."

Dan McQuade, Group President for construction, AECOM

I am really glad I was wrong," says Dan McQuade, group president for construction at AECOM. He concedes that this is a cyclical industry and that he has been through three major market recessions. "But right now, we're bullish. We have our sights on \$14 billion to \$15 billion in projects coming up, and that could grow to as much as \$20 billion if the economy holds up."

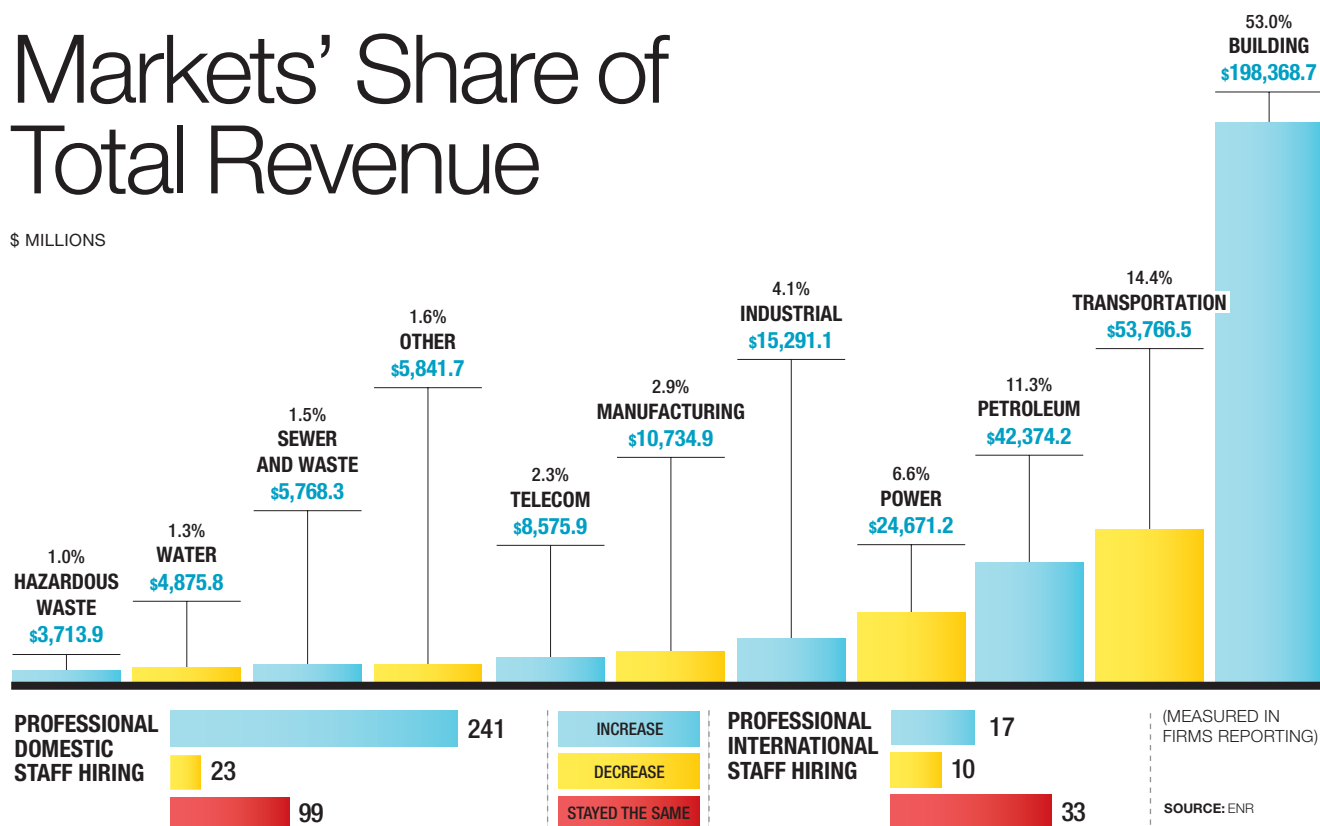
Many contractors are using the steady growth in the overall market to focus on what they do best, rather than scrambling for any opportunities that come along. "We project the markets we serve will continue to grow in the next several years, so our strategic plan does not include any new markets," says Larry Rooney, president of Manhattan Construction Group. However, he says the firm is increasing the scope of services it offers in its current markets.

Turner Construction is another contractor that is maintaining its focus on its primary markets. Pat A. Di Filippo, executive vice president, says Turner's big markets, like health care, commercial, education and convention centers, are all busy. "We want to make sure first of all that we saturate those markets. We will not take people out of those sectors to chase work in other sectors. We have to make sure our credibility is based on the work we are doing now," he says.

Many contractors credit federal actions with boosting the markets. The recent federal tax cuts as well as

Markets' Share of Total Revenue

\$ MILLIONS



measures taken to reduce the regulatory burden manufacturers face “are promising steps to level the playing field and move the U.S. economy forward,” says Stephen Gray, CEO of Gray Construction.

Rufus Judson, CEO of The Pike Companies, agrees with Gray. However, he cautions that now is the time to take advantage of these federal actions. “With the tax cuts and deregulation, we hope to see an increase in manufacturing throughout the Northeast. Interest rates are going to go up, thus companies should build now rather than in the future.”

There are a few local bumps in the road for some contractors. On the West Coast, there is the reduction in Chinese foreign investment, and that will have a significant impact on some markets, as Chinese investors have been putting a lot of debt and equity into these real estate investments. “Because international money is backing out, a lot of projects have slowed down or aren’t able to get financed,” says Jeff Hoopes, CEO of Swinerton. He sees a drop-off in the overall market for multifamily, hotels, and condominiums “beginning to happen in San Francisco, and we’ll see that in Los Angeles and Seattle within the next year.”

Waiting for an International Recovery

One market that has been struggling is the upstream petroleum market. The drop in oil prices at the end of

373

Firms on the list that sent in surveys in 2016.

66.5%

Firms that increased revenue in 2017 over 2016.

33.5%

Firms that had lower revenue in 2017 than in 2016.

2014 and its slow climb over the past three years have stalled the petroleum sector, the biggest international contracting market. However, with oil prices now topping \$70/bbl, some believe that the stagnant petroleum market is poised for a rebound.

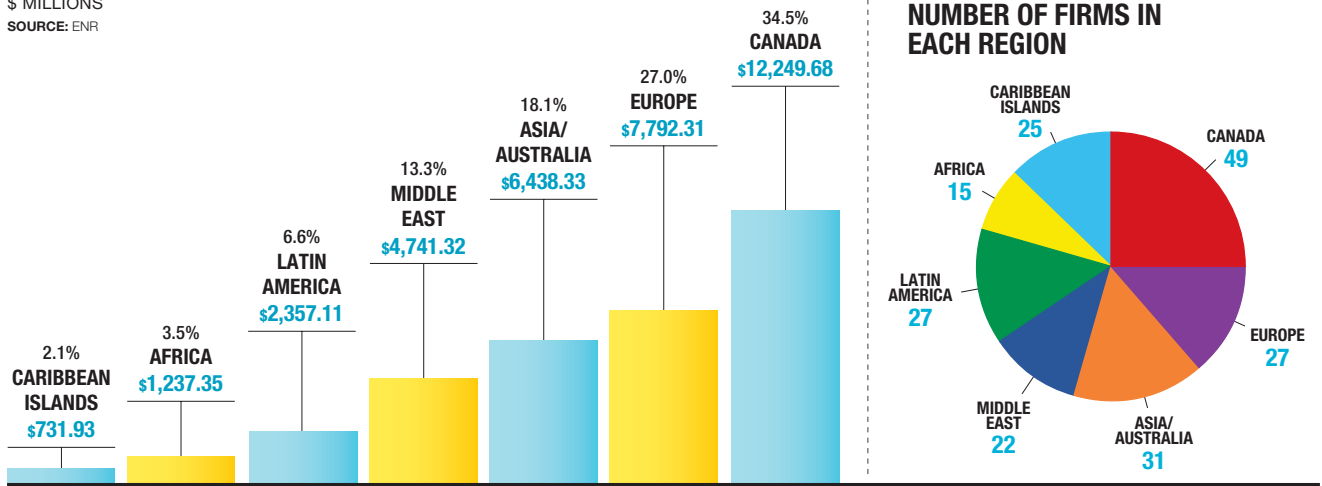
Not everyone believes the rise in oil prices will cause a quick turnaround. “Our customers are encouraged by the rise in oil prices, but I can’t say they are changing their capital expenditure plans right now,” says Jack Futcher, president and chief operating officer of Bechtel. He says that oil companies are still basing their plans on a \$40-\$50/bbl price target. “Our customers in that sector are conservative in their plans, and they still see some volatility in the market,” he says.

One international sector that may be turning around is mining. “Copper prices have finally started to come back,” says Futcher of Bechtel. He says Bechtel has been particularly well positioned in that market, based on its range of skills. For example, in Chile, the government placed strict limits on how much water copper producers can draw from local aquifers. “Our infrastructure experience allowed us to package not just the copper concentrators, but also the desalination plants and pipelines to pipe water to those concentrators,” Futcher says.

One issue that has many U.S.-based international contractors worried is the continuing political pressure

International Market Analysis

\$ MILLIONS
SOURCE: ENR



Technology | By Gary J. Tulacz

3D Printing's 'Curve Appeal'



There is a growing buzz in the industry about the potential for the use of 3D printing for building fabrication. 3D printing has already been demonstrated in standard buildings. But now, a project has been launched to demonstrate the versatility of 3D printing.

EMJ Corp. (**No. 86**) has teamed with Branch Technology, a Chattanooga, Tenn.-based pioneer in 3D printing technology, to build the world's first free-form 3D-printed house, using Branch's C-FAB printing technology. The 1,000-sq-ft house will be created by printed carbon fiber polymer matrixes, which will be filled with foam insulation and a gypsum-based finish.

Branch had posed this project, called "Curve Appeal," as a challenge to demonstrate the ability of 3D printing technology to fabricate nonstandard shapes (see above). Irvine, Calif.-based architect-engineer WATG won the competition to design the swooping residence. It will be built later this year on the campus of Chattanooga State Community College.

"Branch Technology's cellular fabrication, or C-FAB, 3D printing process has the potential to revolutionize the architecture, engineering and construction industries, making once-impossible designs achievable," says Doug Martin, EMJ's president. ■

against the Export-Import Bank of the U.S. The Ex-Im Bank's role in providing international loans to finance the purchase of U.S. goods and services has been severely cut as political opposition has blocked confirmation of nominees to the bank's board, limiting the amount it can lend. This has hurt some U.S. contractors' opportunities against contractors from other countries, such as China, that have more active export credit agencies.

"The notion that Ex-Im Bank loans are corporate welfare is inaccurate," Futcher says. The government earns interest on loans to finance international projects, and U.S. contractors hired to work on these projects are likely to specify U.S.-made products to execute the projects, he says. "The Ex-Im Bank levels the playing field for U.S. contractors."

While the international market for oil and gas projects may be soft, the domestic market is doing well. "We see improved market conditions in the LNG [liquefied natural gas] and petrochemical business, along with increased construction activities along the gulf coast in the second half of 2018 and leading into 2019-20," says Farhan Mujib, president, engineering and construction, Americas, for KBR.

However, Mujib sees some problems with competition. Risk appetite has increased among contractors due to the soft market. "This will continue until the workload stabilizes, and then the contractors will start pushing back on risk and also seek improved margins," he says.

One major driver in the domestic industrial sector is the continuing low prices for shale oil and gas in the U.S. "We see many opportunities in the LNG sector for such projects as ethane crackers

The Top 400 Dialogue

What, if anything are you doing to address staff shortages?



MIKE NEAL, CEO
KAST CONSTRUCTION
West Palm Beach, Fla.

Our trade contractors are finding it very difficult to staff projects with management and skilled manpower. We have actually been adding supervision and QA/QC personnel to our projects to offset the subcontractors' deficits.



Do you think the recent series of tariffs will have an impact on the market?



ROBIN SAVAGE, CEO
ROBINS & MORTON
Birmingham, Ala.

Following the [tariff] announcement, we received notices from major manufacturers whose products contain these materials (such as rebar, steel studs and structural steel) that their pricing would increase immediately.



ROB BURTON, CEO
HOAR CONSTRUCTION LLC
Birmingham, Ala.

One of our internal goals this year is overhauling our employee development program, and we're looking at ways to not only train our employees how to build a project but also how to manage a team and improve their soft skills.



SHAUN YANCEY, PRESIDENT
PCL, U.S. OPERATIONS
Denver

We anticipate the tariffs will have far-reaching impacts on both cost and schedule. More and more pressure will be placed on the design and construction teams to identify innovative ways to reduce and/or mitigate these impacts.



TONY RANGO, COO
WECOR
San Francisco

We have put considerable effort into recruiting and retention, including a strong onboarding process, an emphasis on safety, an inclusive and transparent culture, and a number of different training programs.



MARK LUEGERING, SENIOR VP
MESSER CONSTRUCTION CO.
Cincinnati

The tariffs are certainly impacting the cost of construction but are having a bigger impact on the private developer market. [They] will have a harder time hitting the price point and are more apt to hold until costs are under control.



RUFUS JUDSON, CEO
THE PIKE COMPANIES LTD.
Rochester, N.Y.

In some states, we are training our employees to speak Spanish and provide bilingual documentation and training for tradespeople. We also do training programs for the small business community.



MAURICE REGAN, CEO
J.T. MAGEN & COMPANY INC.
New York City

We are seeing more and more subcontractor proposals with qualified pricing, stating that their prices are subject to change based on possible increases in the cost of materials due to tariffs.



GORDON LANSFORD, CEO
JE DUNN CONSTRUCTION
Kansas City, Mo.

We just rolled out a program that gives our craftworkers in the field access to JE Dunn health benefits, so they have the same options as all employees. They are part of our family, so we felt it was important to treat them that way.



STEPHEN GRAY, CEO
GRAY CONSTRUCTION
Lexington, Ky.

The impact the tariffs pose on foreign direct investment is a significant concern. Whether the tariffs could discourage further investment and expansions from international companies is still unknown at this point.



The Top 20 Contractors by Sector

1		PETROLEUM	
RANK		Top 20 Revenue: \$38.6 Billion Top 20 Market Share: 91.0%	
2018	2017		
1	1	BECHTEL	
2	2	FLUOR CORP.	
3	3	CB&I	
4	4	ZACHRY GROUP	
5	5	TURNER INDUSTRIES GROUP LLC	
6	7	KIEWIT CORP.	
7	6	KBR INC.	
8	11	PRIMORIS SERVICES CORP.	
9	12	PCL CONSTRUCTION ENTERPRISES INC.	
10	10	WOOD PLC	
11	18	STRIKE	
12	8	JACOBS	
13	9	PERFORMANCE CONTRACTORS INC.	
14	13	MICHEL'S CORP.	
15	17	AECOM	
16	16	MATRIX SERVICE CO.	
17	19	CAJUN INDUSTRIES LLC	
18	15	S&B ENGINEERS AND CONSTRUCTORS LTD.	
19	20	AEGION CORP.	
20	21	SAULSBURY INDUSTRIES INC.	

2		TRANSPORTATION	
RANK		Top 20 Revenue: \$32.1 Billion Top 20 Market Share: 59.8%	
2018	2017		
1	1	BECHTEL	
2	4	TUTOR PERINI CORP.	
3	2	KIEWIT CORP.	
4	3	THE WALSH GROUP	
5	5	SKANSKA	
6	6	DRAGADOS NORTH AMERICA	
7	7	GRANITE CONSTRUCTION INC.	
8	8	LANE INDUSTRIES INC.	
9	10	FLATIRON CONSTRUCTION CORP.	
10	16	AECOM	
11	14	HENSEL PHELPS	
12	13	FERROVIAL US CONSTRUCTION CORP.	
13	15	CLARK GROUP	
14	12	OHL USA INC.	
15	11	FLUOR CORP.	
16	**	PCL CONSTRUCTION ENTERPRISES INC.	
17	20	STERLING CONSTRUCTION CO. INC.	
18	17	AUSTIN INDUSTRIES	
19	19	GREAT LAKES DREDGE & DOCK CO.	
20	**	RAILWORKS CORP.	

3		POWER	
RANK		Top 20 Revenue: \$18.8 Billion Top 20 Market Share: 76.7%	
2018	2017		
1	1	FLUOR CORP.	
2	3	CB&I	
3	2	BECHTEL	
4	4	KIEWIT CORP.	
5	8	MORTENSON	
6	7	DAY & ZIMMERMANN	
7	9	BLACK & VEATCH	
8	10	AECOM	
9	12	GEMMA POWER SYSTEMS	
10	**	WOOD PLC	
11	5	SWINERTON	
12	17	BURNS & MCDONNELL	
13	16	MICHEL'S CORP.	
14	**	INFRASTR. & ENERGY ALTERNATIVES LLC	
15	11	ZACHRY GROUP	
16	19	JINGOLI - DCO	
17	20	BARNARD CONSTRUCTION CO. INC.	
18	18	MATRIX SERVICE CO.	
19	15	EMJ CORP.	
20	**	PRIMORIS SERVICES CORP.	

and polyethylene production,” says Futcher.

There have been several announcements of new domestic petrochemical projects recently that confirm Futcher’s claim. For example, Exxon Mobil and Saudi Basic Industries Corp. announced on May 1 plans to build a 1.8-million-ton ethane cracker in San Patricio County, Texas (see p. 20). Further, Formosa Petrochemical Corp. filed permits on April 23 to begin building a \$9.4-billion chemical manufacturing complex in St. James Parish, La.

Low U.S. gas prices already have had an impact on LNG export facilities. For example, Bechtel has completed four LNG export trains and is working on a fifth for Cheniere Energy at Sabine Pass, Texas, and is working on two greenfield LNG trains in Corpus Christi, Texas. “Cheniere is now looking to add a third train in Corpus Christi,” Futcher says.

Intense Competition

One surprising element in the domestic contracting market is the high level of competition. Despite the amount of opportunities available, many contractors complain that the competition has not slacked off. “Competition is still robust and contractors are still taking an aggressive approach to quoting fees,” says Mark Luegering, COO at Messer Construction Co.



“The notion that Ex-Im Bank loans are corporate welfare is inaccurate. The Ex-Im Bank levels the playing field for U.S. contractors.”

Jack Futcher, President and COO, Bechtel

He says to compete successfully, firms must be able to deliver more value-added services to their clients. “You can’t just compete on fees.”

The level of competition also is affecting fees. “Although our markets are very busy, competition remains tight with pressure on fees and our CM services or our professional services contracts. We also see new upstart companies entering our active markets, looking to establish themselves via below-market compensation,” says Robert W. Mullen, CEO of Structure Tone.

Some contractors say large firms are in a rush to hit revenue and growth targets. “A rise in mergers and acquisitions has prompted the larger firms to pursue more and more projects, in an effort to achieve greater market share and revenue,” says Ashok Patel, CEO of OHL North America.

But there also is a fear that the market will not last and now is the time to build up backlog. As a result, some contractors are bidding on work without regard to their ability to execute the projects. “People in this business have to understand their own capacity and should not overcommit. Contracting is not about getting lots of work but about understanding your skill sets and ability to execute,” says Di Filippo of Turner.

The workforce shortage in construction currently is an issue and it will continue to get worse. Some ex-

The Top 20 Contractors by Sector

4		INDUSTRIAL	
RANK		Top 20 Revenue: \$11.4 Billion Top 20 Market Share: 74.8%	
2018	2017		
1	1	BECHTEL	
2	2	FLUOR CORP.	
3	4	DPR CONSTRUCTION	
4	3	JACOBS	
5	9	ALBERICI-FLINTCO	
6	7	SKANSKA	
7	8	HASKELL	
8	6	STELLAR	
9	10	THE TURNER CORP.	
10	12	CRB	
11	15	GILBANE BUILDING CO.	
12	11	GRAY CONSTRUCTION	
13	13	THE WHITING-TURNER CONTRACTING CO.	
14	**	KIEWIT CORP.	
15	5	THE YATES COMPANIES INC.	
16	17	STRUCTURE TONE	
17	**	DENNIS GROUP	
18	20	KLINGER COS. INC.	
19	**	F.A. WILHELM CONSTRUCTION CO. INC.	
20	**	CCC GROUP INC.	

5		TELECOMMUNICATIONS	
RANK		Top 20 Revenue: \$7.8 Billion Top 20 Market Share: 91.5%	
2018	2017		
1	2	HOLDER CONSTRUCTION CO.	
2	3	DPR CONSTRUCTION	
3	1	THE TURNER CORP.	
4	5	THE WHITING-TURNER CONTRACTING CO.	
5	4	FORTIS CONSTRUCTION INC.	
6	6	BLACK & VEATCH	
7	8	HITT CONTRACTING	
8	7	STRUCTURE TONE	
9	14	HOFFMAN CORP.	
10	20	ROGERS-O'BRIEN CONSTRUCTION CO.	
11	10	JE DUNN CONSTRUCTION GROUP	
12	9	HENSEL PHELPS	
13	**	CLUNE CONSTRUCTION CO.	
14	15	AECOM	
15	11	FLUOR CORP.	
16	13	BECHTEL	
17	16	GILBANE BUILDING CO.	
18	17	THE BECK GROUP	
19	**	GRANGER CONSTRUCTION CO.	
20	12	MORTENSON	

6		HAZARDOUS WASTE	
RANK		Top 20 Revenue: \$3.8 Billion Top 20 Market Share: 103.2%*	
2018	2017		
1	1	FLUOR CORP.	
2	2	BECHTEL	
3	4	JACOBS	
4	5	SEVENSON ENVIRONMENTAL SERVICES INC.	
5	**	APTIM	
6	10	ECC	
7	3	CB&I	
8	8	GILBANE BUILDING CO.	
9	9	CDM SMITH	
10	13	OBG	
11	14	EA ENG'G, SCIENCE AND TECHNOLOGY INC.	
12	18	HALEY & ALDRICH INC.	
13	19	TURNER INDUSTRIES GROUP LLC	
14	11	BURNS & MCDONNELL	
15	**	WEEKS MARINE INC.	
16	**	THE WINTER CONSTRUCTION CO.	
17	**	PARSONS	
18	12	SUKUT CONSTRUCTION LLC	
19	**	PEPPER CONSTRUCTION GROUP	
20	**	THE RUHLIN CO.	

* Includes firms not in the Top 400

perts predict that the shortfall in the industry may reach two million workers by 2020. This has left contractors scrambling to ensure their work will be adequately staffed.

Finding People

Demand for manpower and resources is outstripping capacity across the board, especially on complex projects. "Cost escalation can exceed 10% in specific trades. This trend is intensifying and will probably be a factor over the next 24 months," says Steven F. Matt, CEO of Matt Construction. He says subcontractors are beginning to avoid smaller and complicated jobs to conserve their resources for the most productive projects.

"Staffing is a daily, weekly challenge," says McQuade of AECOM. The firm had generally sought engineering school graduates for entry level positions. However, it now increasingly is recruiting grad-



J.T. Magen & Co. Inc. (No. 84) is building Nordstrom's Manhattan flagship store, the largest retail project currently underway in New York City. Magen also will undertake restoration of the adjacent historic buildings. The store is at the base of the 1,550-ft-tall Central Park Tower currently under construction.

PHOTO COURTESY OF J.T. MAGEN

The Top 100 Contractors by New Contracts

RANK 2018		NEW CONTRACTS IN \$ MIL.	RANK 2018		NEW CONTRACTS IN \$ MIL.	RANK 2018		NEW CONTRACTS IN \$ MIL.
1	THE TURNER CORP.	15,385.9	36	MICHELS CORP.	2,220.0	71	OLTMANS CONSTRUCTION CO.	1,100.0
2	FLUOR CORP.	12,566.0	37	CLAYCO INC.	2,200.0	72	TRUEBECK CONSTRUCTION	1,065.0
3	KIEWIT CORP.	11,001.3	38	OHL USA INC.	2,000.0	73	PC CONSTRUCTION CO.	1,061.0
4	GILBANE BUILDING CO.	9,210.2	39	HATHAWAY DINWIDDIE CONSTR. CO.	1,902.0	74	HOAR CONSTRUCTION LLC	1,049.6
5	THE WHITING-TURNER CONTRACTING CO.	8,500.0	40	SUNDT CONSTRUCTION INC.	1,890.0	75	MESSER CONSTRUCTION CO.	1,037.3
6	PCL CONSTRUCTION ENTERPRISES INC.	7,619.2	41	SHAWMUT DESIGN AND CONSTRUCTION	1,831.1	76	OKLAND CONSTRUCTION CO. INC.	1,021.1
7	SKANSKA	7,567.3	42	ARCO CONSTRUCTION COS.	1,803.3	77	PEPPER CONSTRUCTION GROUP	994.0
8	AECOM	7,412.6	43	WOOD PLC	1,791.4	78	GEMMA POWER SYSTEMS	981.8
9	BECHTEL	7,198.0	44	CHINA CONSTR. AMERICA/PLAZA CONSTR.	1,782.0	79	THE CIAMBRO COS.	974.2
10	DPR CONSTRUCTION	6,425.0	45	WEBCOR	1,728.0	80	KOKOSING INC.	956.1
11	TUTOR PERINI CORP.	5,813.5	46	WALBRIDGE	1,641.1	81	CLUNE CONSTRUCTION CO.	936.0
12	SWINERTON	5,811.0	47	THE MIDDLESEX COS.	1,633.4	82	THE BOLDT CO.	924.6
13	CB&I	5,774.8	48	SOUTHLAND HOLDINGS	1,622.0	83	ALLAN MYERS INC.	924.6
14	CLARK GROUP	5,351.9	49	LEVEL 10 CONSTRUCTION	1,605.0	84	GE JOHNSON	914.0
15	STRUCTURE TONE	4,682.4	50	HITT CONTRACTING	1,564.6	85	THE MCSHANE COS.	910.9
16	MORTENSON	4,466.5	51	J.T. MAGEN & CO. INC.	1,501.8	86	HUNTER ROBERTS CONSTR. GROUP LLC	910.0
17	MCCARTHY HOLDINGS INC.	4,302.0	52	ZACHRY GROUP	1,498.9	87	KITCHELL CORP.	909.0
18	JE DUNN CONSTRUCTION GROUP	4,203.7	53	O'NEIL INDUSTRIES INC.	1,494.5	88	THE CHRISTMAN CO.	900.6
19	HENSEL PHELPS	4,197.2	54	DAY & ZIMMERMANN	1,363.4	89	THE CONLAN CO.	898.8
20	SUFFOLK	3,712.0	55	BIG-D CONSTRUCTION CORP.	1,350.0	90	STERLING CONSTRUCTION CO. INC.	885.9
21	LENDLEASE	3,632.3	56	CADDELL CONSTRUCTION CO. (DE) LLC	1,315.7	91	HASKELL	882.9
22	HOLDER CONSTRUCTION CO.	3,583.0	57	BARTON MALOW CO.	1,302.4	92	HERZOG	875.0
23	FERROVIAL US CONSTRUCTION CORP.	3,432.8	58	PJ DICK - TRUMBULL - LINDY PAVING	1,289.3	93	DAVID E. HARVEY BUILDERS INC.	863.5
24	JACOBS	3,308.2	59	CHOATE CONSTRUCTION CO.	1,248.0	94	J.H. FINDORFF & SON INC.	850.0
25	THE WALSH GROUP	3,307.2	60	CORE CONSTRUCTION GROUP	1,239.6	95	MCCOWNGORDON CONSTRUCTION	823.0
26	BRASFIELD & GORRIE LLC	3,259.3	61	KRAUS-ANDERSON CONSTRUCTION CO.	1,225.7	96	THE HANOVER CO.	810.0
27	GRANITE CONSTRUCTION INC.	2,932.0	62	WILLIAMS BROTHERS CONSTR. CO. INC.	1,217.6	97	C.W. DRIVER COMPANIES	809.1
28	BALFOUR BEATTY US	2,892.0	63	ROBINS & MORTON	1,216.0	98	BUILD GROUP INC.	802.0
29	LANE INDUSTRIES INC.	2,804.6	64	MOSS	1,193.5	99	BURNS & MCDONNELL	800.0
30	PRIMORIS SERVICES CORP.	2,600.0	65	LAYTON CONSTRUCTION CO. LLC	1,186.9	100	TRITON CONSTRUCTION CO. LLC	800.0
31	ALBERICI-FLINTCO	2,395.4	66	CONSIGLI BUILDING GROUP INC.	1,179.0			
32	DRAGADOS NORTH AMERICA	2,309.2	67	HOFFMAN CORP.	1,146.0			
33	MANHATTAN CONSTRUCTION GROUP	2,248.1	68	RYAN COS. US INC.	1,125.6			
34	FLATIRON CONSTRUCTION CORP.	2,244.8	69	BL HARBERT INTERNATIONAL	1,109.4			
35	THE YATES COMPANIES INC.	2,244.4	70	INFRASTR. & ENERGY ALTERNATIVES LLC	1,100.0			

uates with nontraditional degrees not typically sought after by construction firms. Further, McQuade says that the nature of the firm's work is a plus in recruiting. "The chance to work on a one-of-a-kind megaproject can be very attractive to a young person," he says.

This shortage has led to an escalation in wages. It also has led to a struggle for contractors to recruit and retain qualified people. "Companies are offering higher pay for short-term commitments to these employees, but aren't looking at long-term sustainability for their hires, and this is causing disruption," says Luegering of Messer Construction. He says Messer is focusing on giving employees the professional development, mentoring and training



For expanded content on the ENR Top Lists, see ENR.com/toplists.

they need to be successful and grow in their careers.

Some firms say that potential recruits are more focused on salary than long-term opportunities. "Since we are a 100% employee-owned company and we give shares to our employees, we feel we have more to offer than a traditional firm. However, we still see potential employees only focused on the wage rate vs. the long-term potential of our programs," says Jason Seubert, COO for Garney Companies Inc.

The growth in mandatory drug testing programs is hurting recruitment in the trades. Many potential candidates are unable to gain full-time employment in the industry due to drug use. "As a result of the growing drug epidemic, more clients are instituting mandatory

The Top 50 Contractors Working Abroad

RANK 2018		REVENUE IN \$ MIL.	RANK 2018		REVENUE IN \$ MIL.	RANK 2018		REVENUE IN \$ MIL.
1	BECHTEL	10,018.0	18	BURNS & MCDONNELL	309.2	35	CONTRACT WATTS INC.	99.0
2	FLUOR CORP.	7,384.9	19	CADDELL CONSTRUCTION CO. (DE) LLC	308.6	36	PERNIX GROUP, INC.	98.6
3	PCL CONSTRUCTION ENTERPRISES INC.	3,958.6	20	GILBANE BUILDING CO.	284.9	37	AMERICAN BRIDGE CO.	98.0
4	AECOM	1,196.7	21	FLATIRON CONSTRUCTION CORP.	283.1	38	HASKELL	96.7
5	KIEWIT CORP.	1,048.5	22	THE WALSH GROUP	251.4	39	SNC-LAVALIN INC.	96.0
6	JACOBS	977.6	23	DCK WORLDWIDE LLC	235.7	40	MICHEL'S CORP.	93.1
7	CB&I	888.4	24	WALBRIDGE	212.6	41	ECC	63.2
8	KBR INC.	846.0	25	AEGION CORP.	188.0	42	THE CONTI GROUP	60.8
9	BL HARBERT INTERNATIONAL	710.0	26	MATRIX SERVICE CO.	185.4	43	HITT CONTRACTING	58.2
10	THE TURNER CORP.	620.4	27	PARSONS	180.3	44	THE BECK GROUP	55.7
11	ALBERICI-FLINTCO	554.5	28	MORTENSON	156.9	45	COMMERCIAL CONTRACTING CORP.	54.5
12	DRAGADOS NORTH AMERICA	545.1	29	TUTOR PERINI CORP.	143.6	46	MORGANTI GROUP INC.	47.0
13	STRUCTURE TONE	517.7	30	RAILWORKS CORP.	141.0	47	IPS-INTEGRATED PROJECT SERVICES LLC	46.8
14	WOOD PLC	464.7	31	BARTON MALOW CO.	131.9	48	MCM	44.9
15	BLACK & VEATCH	452.6	32	APTIM	111.1	49	GREAT LAKES DREDGE & DOCK CO.	42.3
16	CHINA CONSTR. AMERICA/PLAZA CONSTR.	354.0	33	WEEKS MARINE INC.	103.6	50	SKANSKA	39.2
17	BARNARD CONSTRUCTION CO. INC.	325.0	34	THE WEITZ CO. & AFFILIATES	100.9			

drug testing programs and background checks for the individuals working on their jobsites to ensure a safe work environment,” says Luegering.

Some contractors have been anticipating workforce shortages for years. For example, Turner Construction has hired 450-500 new graduates each year for the past three years and has been hiring upwards of 300 new grads for years, going back to the depths of the recession in 2009. “We are not hiring these young people for today, but for 10 years from now,” says Di Filippo.

Further, Di Filippo says Turner’s adoption of lean construction practices have helped it deal with worker shortages. “Lean is not just a process, it is a guide to treating people well on the job.” He says the willingness to listen to workers on the site rather than simply ordering them around, and emphasis on jobsite safety and a program to pay subcontractors upon being invoiced, rather than waiting the typical 45-60 days, makes subcontractors and craft workers more willing to work on Turner projects.

Recruitment Programs

Many contractors are instituting programs to attract and retain employees. For example, Sundt is building best-in-class leadership development programs and offering frontline supervisor training to enhance craft experience and productivity, according to Daniel Haag, chief administrative officer. Sundt also has developed “our own Center for Craft Excellence to train our own craft workforce.” It also has implemented comprehensive training for all field positions on work



“People in this business have to understand their own capacity and should not overcommit. Contracting is not about getting lots of work but about understanding your skill sets and ability to execute.”

Pat A. Di Filippo, Executive Vice President, Turner Construction.

processes and systems and has increased the capacity of its talent acquisition team. “In today’s competitive workforce, your retention strategy is just as important as your recruitment strategy,” he says.

Another company working on staff shortages is Gilbane Building Co. It used its work on the Wentworth Institute of Technology’s newest academic building as a “living laboratory” for students in Boston, says Dennis Cornick, executive vice president. “Gilbane has partnered with university faculty to form a hands-on educational program around its design and construction, including biweekly site tours, an evening lecture series focused on various construction and design disciplines and guest lectures in the classroom.” Wentworth students have accrued more than 4,500 learning hours in the program, he says.

JE Dunn also has started an academic partnership to help steer students into the industry. In April, it launched a program in conjunction with a local school, Metropolitan Community College, whereby high school students “can take college-credit classes and graduate from high school with an Associate of Applied Sciences degree in Building Maintenance and Construction in two years through MCC at no additional cost,” says CEO Gordon Lansford.

JE Dunn then will sponsor the program’s graduates, allowing them to start in the field and learn a skilled trade as a first-year apprentice, earning a living wage and developing invaluable skills immediately out of high school. “We not only want students to recognize construction as a career, but we also want

The Top 50 Domestic Heavy Contractors

RANK 2018	COMPANY	REVENUE IN \$ MIL.	% OF TOTAL REVENUE			
			TRANSPORTATION	SEWER	HAZARDOUS WASTE	WATER
1	THE WALSH GROUP	3,167.2	57	9	0	4
2	KIEWIT CORP.	2,857.6	31	3	0	7
3	TUTOR PERINI CORP.	2,770.2	49	0	0	0
4	SKANSKA	2,515.4	33	1	0	0
5	GRANITE CONSTRUCTION INC.	2,242.6	66	8	0	2
6	FLUOR CORP.	2,202.9	10	0	16	0
7	DRAGADOS NORTH AMERICA	1,895.2	81	11	0	4
8	LANE INDUSTRIES INC.	1,615.1	90	5	0	0
9	AECOM	1,302.8	11	0	0	3
10	HENSEL PHELPS	1,263.4	34	3	0	0
11	OHL USA INC.	1,186.3	77	0	0	16
12	FERROVIAL US CONSTRUCTION CORP.	1,076.3	78	0	0	5
13	FLATIRON CONSTRUCTION CORP.	1,064.3	87	6	0	3
14	CLARK GROUP	1,047.4	18	1	0	0
15	BECHTEL	967.0	0	0	12	0
16	GARNEY HOLDING CO.	841.8	0	31	0	69
17	STERLING CONSTRUCTION CO. INC.	801.7	77	0	0	7
18	KOKOSING INC.	774.8	40	12	0	5
19	ALLAN MYERS INC.	751.0	88	5	0	7
20	PCL CONSTRUCTION ENTERPRISES INC.	720.3	22	1	0	6
21	AUSTIN INDUSTRIES	712.0	32	0	0	0
22	SOUTHLAND HOLDINGS	661.5	53	15	0	30
23	GREAT LAKES DREDGE & DOCK CO.	660.2	100	0	0	0
24	BALFOUR BEATTY US	649.9	12	2	0	0
25	NEW ENTERPRISE STONE & LIME CO. INC.	649.8	100	0	0	0
26	THE TURNER CORP.	641.7	6	0	0	0
27	AMES CONSTRUCTION INC.	620.0	64	3	0	9
28	WILLIAMS BROTHERS CONSTRUCTION CO. INC.	581.4	100	0	0	0
29	RAILWORKS CORP.	541.0	100	0	0	0
30	MCCARTHY HOLDINGS INC.	521.0	13	2	0	0
31	WEEKS MARINE INC.	510.8	87	1	0	2
32	TEICHERT CONSTRUCTION	509.7	62	7	0	4
33	PRIMORIS SERVICES CORP.	493.5	21	0	0	0
34	F.H. PASCHEN	471.0	65	8	0	4
35	JACOBS	460.3	6	0	24	0
36	LAS VEGAS PAVING CORP.	450.0	100	0	0	0
37	STANTEC INC.	409.9	0	57	0	16
38	MANSON CONSTRUCTION CO.	409.9	95	0	0	0
39	MICHELS CORP.	409.3	15	5	0	2
40	PJ DICK - TRUMBULL - LINDY PAVING	408.4	47	0	0	1
41	SUNDT CONSTRUCTION INC.	396.4	17	18	0	0
42	TRAYLOR BROS. INC.	390.2	78	1	0	5
43	VECELLIO GROUP INC.	388.0	99	0	0	0
44	THE MIDDLESEX COS.	378.9	97	0	0	0
45	WEBCOR	371.1	17	0	0	1
46	STACY AND WITBECK INC.	363.4	100	0	0	0
47	ANDERSON COLUMBIA CO. INC.	358.6	70	0	0	0
48	AEGION CORP.	353.8	1	39	0	3
49	BARNHILL CONTRACTING CO.	334.3	60	0	0	0
50	HOFFMAN CORP.	331.0	19	0	0	5

to help get them there faster,” Lansford says.

Moss & Associates took a major step in 2017 when Chad Moss, executive vice president of Moss, announced a \$10-million gift through Moss Foundation Inc. to Florida International University’s College of Engineering & Computing, the largest donation by an FIU alumnus to date, to create the Moss School of Construction, Infrastructure and Sustainability. The move was “to help educate future industry leaders,” says Scott Moss, president of Moss Construction.

Moss is also providing scholarships at FIU specifically for minorities and women. “In addition, our Moss Women in Construction (MWIC) initiative is making the construction industry more approachable to qualified women,” Scott Moss says. The goal is to “recruit, retain and advance these qualified women in higher numbers.”

Timber!!!

Major contractors also are experimenting with new technologies and approaches to help stem labor shortages. For example, Hoar Construction LLC used a robot to improve productivity and consistency on its Poff Federal Building project in Roanoke, Va. “The robot laid 470,000 bricks and really helped us [avoid] expected staffing shortages,” says Rob Burton, CEO.

A shortage of skilled construction workers continues to be a problem for the industry. “We believe that’s one of the reasons more companies are utilizing prefabrication. They can control the quality and offer full-time employment. I believe we’re nearing the tipping point for prefabrication becoming more widely accepted and adopted in our industry,” says Luegering.

Many firms are looking into prefabrication, and building techniques that lend themselves to prefab, to boost productivity. “The more you can minimize the labor in the field and maximize the shop labor, the more we can control our costs. We’ll be able to erect buildings in half the time and cut 20% off the price pretty easily,” says Hoopes of Swinerton.

Some contractors say increases in materials prices as a result of inflation or tariffs could push more contractors into prefabrication. “We are steel and aluminum consumers in the construction industry, so restrictions on materials and labor could push us to be more of an assembly business. We could end up having to import more finished products, such as prefabricated kitchens or bathrooms, and end up assembling prefabricated products,” says Moss.

One area that lends itself to prefabrication is the use of cross-laminated timber (CLT) in structures. Swinerton just completed the largest cross-laminated timber office building in the U.S., a 156,000-sq-ft

The Top 50 in Domestic Building/Mfg. Revenue

RANK 2018		REVENUE IN \$ MIL.	RANK 2018		REVENUE IN \$ MIL.	RANK 2018		REVENUE IN \$ MIL.
1	THE TURNER CORP.	9,341.9	18	BARTON MALOW CO.	2,357.5	35	WALBRIDGE	1,139.0
2	AECOM	6,636.1	19	HENSEL PHELPS	1,884.1	36	CHOATE CONSTRUCTION CO.	1,128.1
3	THE WHITING-TURNER CONTRACTING CO.	4,947.2	20	HOLDER CONSTRUCTION CO.	1,686.0	37	PEPPER CONSTRUCTION GROUP	1,110.9
4	CLARK GROUP	4,547.1	21	WEBCOR	1,680.0	38	AUSTIN INDUSTRIES	1,107.7
5	GILBANE BUILDING CO.	4,134.8	22	DEVCON CONSTRUCTION INC.	1,630.0	39	THE BECK GROUP	1,094.4
6	BALFOUR BEATTY US	3,916.0	23	RYAN COS. US INC.	1,612.5	40	ALBERICI-FLINTCO	1,088.1
7	SKANSKA	3,871.2	24	ARCO CONSTRUCTION COS.	1,497.1	41	CHINA CONSTR. AMERICA/PLAZA CONSTR.	1,071.9
8	LENLEASE	3,707.7	25	THE YATES COMPANIES INC.	1,420.2	42	HATHAWAY DINWIDDIE CONSTR. CO.	1,049.0
9	STRUCTURE TONE	3,107.2	26	LAYTON CONSTRUCTION CO. LLC	1,415.8	43	OKLAND CONSTRUCTION CO. INC.	1,023.7
10	SUFFOLK	3,025.0	27	PCL CONSTRUCTION ENTERPRISES INC.	1,316.5	44	HUNTER ROBERTS CONSTR. GROUP LLC	1,021.0
11	TUTOR PERINI CORP.	2,939.0	28	THE WALSH GROUP	1,305.8	45	ROBINS & MORTON	1,011.2
12	DPR CONSTRUCTION	2,890.5	29	HITT CONTRACTING	1,290.1	46	MESSER CONSTRUCTION CO.	976.3
13	SWINERTON	2,869.7	30	CLAYCO INC.	1,257.8	47	J.T. MAGEN & CO. INC.	968.9
14	MCCARTHY HOLDINGS INC.	2,661.0	31	CONSIGLI BUILDING GROUP INC.	1,236.0	48	MANHATTAN CONSTRUCTION GROUP	955.4
15	BRASFIELD & GORRIE LLC	2,637.0	32	LEVEL 10 CONSTRUCTION	1,209.0	49	DAVID E. HARVEY BUILDERS INC.	946.5
16	MORTENSON	2,587.7	33	POWER CONSTRUCTION CO. LLC	1,200.0	50	BIG-D CONSTRUCTION CORP.	940.0
17	JE DUNN CONSTRUCTION GROUP	2,528.0	34	SHAWMUT DESIGN AND CONSTRUCTION	1,155.5			

headquarters for First Tech Credit Union in Portland, Ore. “We also have prefabricated type-1 multifamily systems we’re working on, including the Sustainable Living Innovation model. Everything we’re doing is gearing toward pre-manufactured products,” says Hoopes.

Swinerton is not alone in using CLT. “Lendlease has pioneered the use of CLT,” says Jeff Arfsten, COO of Lendlease U.S. Construction. The company first used CLT in Australia to construct the multiresidential Forté Living, as well as the public Library at the Dock, both of which Arfsten says were the first of their kind on the continent. In 2016, the company turned to the U.S., building “the first CLT hotel in the country,” according to Arfsten.

Arfsten says CLT is a more sustainable approach to building. CLT is Forest Stewardship Council-certified,

and is projected to achieve a substantial energy savings when compared with more traditional low-rise residential structures of the same size for the same climate.

Lendlease is currently building its second hotel in the U.S. using CLT. The hotel, a 65,000-sq-ft structure located in Fort Drum in Watertown, N.Y., will include nearly 100 rooms and will incorporate CLT for the hotel’s floors, roof, exterior walls, shaft walls and select interior walls.

Arfsten says CLT provides exceptional exterior wall performance for the building envelope, contributing to making the hotel’s design compliant with the Unified Facilities Criteria Anti-Terrorism Force Protection requirements for blast performance and progressive collapse. “The use of CLT as an alternative to structures in low-rise residential is an innovation that is transforming our industry,” he says. ■

How To Read the Tables

Companies are ranked by construction revenue in 2017 in (\$) millions. Those with subsidiaries (†) are listed by company rank, which may be found on the ENR website at www.ENR.com. Firms not ranked last year are designated as **. Some markets may not add up to 100% due to omission of the “other” miscellaneous market category. NA = “not available.”

Figures include prime construction contracts, shares of joint ventures, subcontracts, the construction portion of design-construct contracts and construction management-at-risk contracts when the firm’s risks are similar to those of a general contractor. Figures also include the value of installed equipment when a firm has prime responsibility for specifying and procuring it within

the scope of its construction contract.

General Building includes commercial buildings, offices, stores, educational facilities, government buildings, hospitals, medical facilities, hotels, apartments, housing, etc.

Manufacturing includes auto assembly, electronic assembly, textile plants, etc.

Power includes thermal and hydroelectric power plants, waste-to-energy plants, transmission lines, substations, cogeneration plants, etc.

Water Supply includes dams, reservoirs, transmission pipelines, distribution mains, irrigation canals, desalination and potability treatment plants, pumping stations, etc.

Sewerage / Solid Waste includes sanitary and storm

sewers, treatment plants, pumping plants, incinerators, industrial waste facilities, etc.

Industrial Process includes pulp and paper mills, steel mills, non-ferrous metal refineries, pharmaceutical plants, chemical plants, food and other processing plants, etc.

Petroleum includes refineries, petrochemical plants, offshore facilities, pipelines, etc.

Transportation includes airports, bridges, roads, canals, locks, dredging, marine facilities, piers, railroads, tunnels, etc.

Hazardous Waste includes chemical and nuclear waste treatment, asbestos and lead abatement, etc.

Telecommunications includes transmission lines and cabling, towers and antennae, data centers and web hotels, etc.

RANK 2018	RANK 2017	FIRM	2017 REVENUE (\$ MIL)		2017 NEW CONTRACTS	GENERAL BUILDING	MANUFACTURING	POWER	WATER / SEWER / WASTE	INDUS. / PETROLEUM	TRANSPORTATION	HAZARDOUS WASTE	TELECOM	% CM-AT-RISK
			TOTAL	INT'L										
1	1	BECHTEL, San Francisco, Calif.†	18,267.0	10,018.0	7,198.0	0	0	11	1	54	26	5	1	32
2	2	FLUOR CORP., Irving, Texas†	15,777.6	7,384.9	12,566.0	7	3	16	0	56	6	10	1	19
3	3	THE TURNER CORP., New York, N.Y.	11,766.1	620.4	15,385.9	83	1	0	0	3	5	0	7	100
4	5	AECOM, Los Angeles, Calif.†	10,574.3	1,196.7	7,412.6	64	1	9	2	9	11	0	2	74
5	6	KIEWIT CORP., Omaha, Neb.†	7,988.0	1,048.5	11,001.3	9	1	20	9	27	33	0	0	9
6	7	SKANSKA, New York, N.Y.†	7,254.1	39.2	7,567.3	45	8	3	1	7	33	0	1	51
7	8	PCL CONSTRUCTION ENTERPRISES INC., Denver, Colo.†	6,441.0	3,958.6	7,619.2	55	1	4	3	23	12	0	0	45
8	10	THE WHITING-TURNER CONTRACTING CO., Baltimore, Md.	6,151.9	0.0	8,500.0	79	2	1	1	5	2	0	11	61
9	4	CB&I, The Woodlands, Texas†	5,951.4	888.4	5,774.8	0	0	40	1	57	0	1	0	0
10	9	TUTOR PERINI CORP., Sylmar, Calif.†	5,852.8	143.6	5,813.5	51	0	0	0	0	49	0	0	0
11	12	CLARK GROUP, Bethesda, Md.†	5,617.4	0.0	5,351.9	81	0	0	1	0	18	0	0	55
12	13	GILBANE BUILDING CO., Providence, R.I.†	4,873.5	284.9	9,210.2	86	0	0	0	9	1	1	4	78
13	11	THE WALSH GROUP, Chicago, Ill.†	4,787.7	251.4	3,307.2	30	0	1	13	0	55	0	1	13
14	14	BALFOUR BEATTY US, Dallas, Texas†	4,610.4	21.2	2,892.0	85	0	1	2	0	12	0	0	74
15	16	DPR CONSTRUCTION, Redwood City, Calif.	4,595.9	8.0	6,425.0	61	2	0	0	17	0	0	19	82
16	15	STRUCTURE TONE, New York, N.Y.†	4,146.5	517.7	4,682.4	86	0	0	0	6	0	0	8	0
17	18	MORTENSON, Minneapolis, Minn.	3,959.1	156.9	4,466.5	63	3	28	1	0	4	0	2	56
18	24	LENLEASE, New York, N.Y.†	3,933.5	0.0	3,632.3	94	0	1	0	5	0	0	0	66
19	17	SWINERTON, San Francisco, Calif.	3,554.3	0.0	5,811.0	81	0	19	0	0	0	0	0	61
20	20	MCCARTHY HOLDINGS INC., St. Louis, Mo.†	3,523.0	0.0	4,302.0	76	0	5	2	5	13	0	0	62
21	19	HENSEL PHELPS, Greeley, Colo.†	3,399.2	0.6	4,197.2	52	4	0	3	0	34	0	7	45
22	25	HOLDER CONSTRUCTION CO., Atlanta, Ga.	3,346.0	0.0	3,583.0	50	0	0	0	0	6	0	44	100
23	26	SUFFOLK, Boston, Mass.†	3,025.0	0.0	3,712.0	100	0	0	0	0	0	0	0	94
24	28	GRANITE CONSTRUCTION INC., Watsonville, Calif.†	2,989.7	5.2	2,932.0	15	0	9	9	0	66	0	0	7
25	23	JE DUNN CONSTRUCTION GROUP, Kansas City, Mo.	2,957.0	0.0	4,203.7	82	3	1	0	0	4	0	9	81
26	22	ZACHRY GROUP, San Antonio, Texas†	2,945.0	0.0	1,498.9	0	0	14	0	86	0	0	0	0
27	30	BRASFIELD & GORRIE LLC, Birmingham, Ala.	2,834.6	0.0	3,259.3	91	2	2	2	1	1	0	2	16
28	29	BARTON MALOW CO., Southfield, Mich.	2,591.4	131.9	1,302.4	59	37	4	0	0	0	0	0	67
29	21	JACOBS, Dallas, Texas†	2,527.7	977.6	3,308.2	2	2	2	1	72	6	14	0	0
30	31	DRAGADOS NORTH AMERICA, New York, N.Y.†	2,524.3	545.1	2,309.2	2	0	0	12	0	84	0	0	0
31	27	TURNER INDUSTRIES GROUP LLC, Baton Rouge, La.†	2,496.9	0.0	112.0	0	0	1	0	98	0	1	0	0
32	46	WOOD PLC, Houston, Texas†	2,447.3	464.7	1,791.4	5	1	29	0	62	0	0	1	6
33	35	PRIMORIS SERVICES CORP., Dallas, Texas†	2,380.3	8.3	2,600.0	1	0	13	0	63	21	0	1	0
34	33	AUSTIN INDUSTRIES, Dallas, Texas†	2,222.1	0.0	748.8	50	0	0	0	1	32	0	0	48
35	43	WEBCOR, San Francisco, Calif.	2,062.1	0.0	1,728.0	81	0	0	1	0	17	0	1	100
36	38	CLAYCO INC., Chicago, Ill.†	2,021.8	0.0	2,200.0	50	12	0	0	0	0	0	0	0
37	34	ALBERICI-FLINTCO, St. Louis, Mo.	1,984.4	554.5	2,395.4	47	8	5	10	28	3	0	0	50
38	36	MICHEL'S CORP., Brownsville, Wis.	1,935.0	93.1	2,220.0	2	0	24	7	50	14	0	2	0
39	39	THE YATES COS. INC., Philadelphia, Miss.†	1,927.4	0.0	2,244.4	30	44	3	0	14	8	0	0	22
40	41	BLACK & VEATCH, Overland Park, Kan.†	1,775.3	452.6	143.1	0	0	61	11	5	0	0	22	15
41	52	LANE INDUSTRIES INC., Cheshire, Conn.†	1,701.0	0.0	2,804.6	5	0	0	5	0	90	0	0	0
42	40	DEVCON CONSTRUCTION INC., Milpitas, Calif.	1,630.0	0.0	NA	100	0	0	0	0	0	0	0	0
43	55	HITT CONTRACTING, Falls Church, Va.	1,623.1	58.2	1,564.6	80	0	0	0	0	1	0	19	99
44	51	RYAN COS. US INC., Minneapolis, Minn.	1,616.4	0.0	1,125.6	99	1	0	0	0	0	0	0	2
45	32	KBR INC., Houston, Texas†	1,614.0	846.0	NA	0	0	0	0	100	0	0	0	30
46	37	CHINA CONSTRUCTION AMERICA/PLAZA CONSTR., Jersey City, N.J.†	1,573.7	354.0	1,782.0	90	0	0	0	0	10	0	0	67
47	70	THE WEITZ CO. & AFFILIATES, Des Moines, Iowa†	1,543.1	100.9	527.7	65	1	2	0	33	0	0	0	40
48	50	WALBRIDGE, Detroit, Mich.†	1,528.6	212.6	1,641.1	18	71	5	1	6	0	0	0	35
49	72	ARCO CONSTRUCTION COS., Downers Grove, Ill.†	1,499.0	1.9	1,803.3	100	0	0	0	0	0	0	0	0
50	53	LAYTON CONSTRUCTION CO. LLC, Sandy, Utah	1,425.3	0.0	1,186.9	96	3	0	0	0	0	0	1	77

RANK 2018	RANK 2017	FIRM	2017 REVENUE (\$ MIL)		2017 NEW CONTRACTS	GENERAL BUILDING	MANUFACTURING	POWER	WATER / SEWER / WASTE	INDUS. / PETROLEUM	TRANSPORTATION	HAZARDOUS WASTE	TELECOM	% CM-AT-RISK
			TOTAL	INT'L										
51	63	FLATIRON CONSTRUCTION CORP., Broomfield, Colo.†	1,403.1	283.1	2,244.8	0	0	0	8	0	87	0	1	0
52	49	HOFFMAN CORP., Portland, Ore.†	1,402.0	0.0	1,146.0	46	9	0	5	1	19	0	20	77
53	109	STRIKE, The Woodlands, Texas†	1,400.0	0.0	NA	0	0	0	0	97	0	0	3	0
54	71	KOKOSING INC., Westerville, Ohio†	1,369.5	0.0	956.1	18	0	15	16	6	40	0	0	16
55	81	FERROVIAL US CONSTRUCTION CORP., Austin, Texas†	1,298.4	0.0	3,432.8	11	6	0	5	0	78	0	0	11
56	42	OHL USA INC., College Point, N.Y.†	1,287.9	11.3	2,000.0	7	0	0	16	0	76	0	0	7
57	74	THE BECK GROUP, Dallas, Texas	1,270.9	55.7	791.3	89	2	0	0	0	0	0	9	55
58	47	MANHATTAN CONSTRUCTION GROUP, Naples, Fla.†	1,256.9	0.8	2,248.1	76	0	0	0	2	22	0	0	56
59	67	CONSIGLI BUILDING GROUP INC., Milford, Mass.	1,236.0	0.0	1,179.0	100	0	0	0	0	0	0	0	76
60	98	LEVEL 10 CONSTRUCTION, Sunnyvale, Calif.	1,209.0	0.0	1,605.0	100	0	0	0	0	0	0	0	83
61	76	BIG-D CONSTRUCTION CORP., Salt Lake City, Utah†	1,203.0	0.0	1,350.0	77	1	0	0	6	15	0	0	98
62	78	POWER CONSTRUCTION CO. LLC, Chicago, Ill.	1,200.0	0.0	NA	100	0	0	0	0	0	0	0	96
63	57	SHAWMUT DESIGN AND CONSTRUCTION, Boston, Mass.	1,155.6	0.1	1,831.1	100	0	0	0	0	0	0	0	73
64	79	CROSSLAND CONSTRUCTION CO. INC., Columbus, Kan.	1,146.0	0.0	774.0	74	8	0	10	0	9	0	0	26
65	97	SUNDT CONSTRUCTION INC., Tucson, Ariz.	1,134.0	0.0	1,890.0	48	10	7	18	0	17	0	0	66
66	60	DAY & ZIMMERMANN, Philadelphia, Pa.†	1,128.8	11.1	1,363.4	0	0	98	0	2	0	0	0	0
67	75	CHOATE CONSTRUCTION CO., Atlanta, Ga.	1,128.1	0.0	1,248.0	85	15	0	0	0	0	0	0	54
68	64	PEPPER CONSTRUCTION GROUP, Chicago, Ill.†	1,115.5	0.0	994.0	96	4	0	0	0	0	0	0	65
69	45	PERFORMANCE CONTRACTORS INC., Baton Rouge, La.	1,115.0	0.0	750.0	0	0	5	0	95	0	0	0	0
70	58	BL HARBERT INTERNATIONAL, Birmingham, Ala.	1,107.6	710.0	1,109.4	87	10	0	0	3	0	0	0	0
71	61	MOSS, Fort Lauderdale, Fla.	1,104.3	3.5	1,193.5	82	0	3	0	0	15	0	0	100
72	73	BURNS & MCDONNELL, Kansas City, Mo.†	1,103.2	309.2	800.0	7	6	57	0	25	4	2	0	100
73	68	GRAY CONSTRUCTION, Lexington, Ky.†	1,097.7	8.9	621.7	31	42	0	0	27	0	0	0	1
74	56	MATRIX SERVICE CO., Tulsa, Okla.†	1,095.9	185.4	NA	0	0	30	0	70	0	0	0	0
75	59	MESSER CONSTRUCTION CO., Cincinnati, Ohio	1,092.0	0.0	1,037.3	87	3	0	0	6	4	0	0	78
76	48	HATHAWAY DINWIDDIE CONSTRUCTION CO., San Francisco, Calif.	1,066.0	0.0	1,902.0	98	0	0	0	0	0	0	2	100
77	85	OKLAND CONSTRUCTION CO. INC., Salt Lake City, Utah	1,029.0	0.0	1,021.1	89	11	0	0	0	1	0	0	98
78	65	HUNTER ROBERTS CONSTRUCTION GROUP LLC, New York, N.Y.	1,021.0	0.0	910.0	100	0	0	0	0	0	0	0	100
79	77	ROBINS & MORTON, Birmingham, Ala.	1,011.3	0.0	1,216.0	100	0	0	0	0	0	0	0	95
80	92	AEGION CORP., Chesterfield, Mo.	1,007.7	188.0	NA	1	0	0	46	51	1	0	0	0
81	87	MIRON CONSTRUCTION CO. INC., Neenah, Wis.	1,000.5	0.0	NA	71	2	5	4	18	0	0	0	43
82	62	DAVID E. HARVEY BUILDERS INC., Houston, Texas	994.9	0.0	863.5	95	0	0	0	5	0	0	0	90
83	80	THE BOLDT CO., Appleton, Wis.	983.8	0.0	924.6	60	8	19	0	13	0	0	0	55
84	**	J.T. MAGEN & CO. INC., New York, N.Y.	968.9	0.0	1,501.8	100	0	0	0	0	0	0	0	100
85	119	STERLING CONSTRUCTION CO. INC., The Woodlands, Texas†	958.0	0.0	885.9	5	0	0	7	0	77	0	0	2
86	69	EMJ CORP., Chattanooga, Tenn.†	952.7	0.0	713.9	65	0	34	0	0	0	0	0	0
87	82	CLUNE CONSTRUCTION CO., Chicago, Ill.	936.0	19.0	936.0	74	0	0	0	0	0	0	25	100
88	102	THE CONLAN CO., Marietta, Ga.	930.7	0.0	898.8	100	0	0	0	0	0	0	0	0
89	88	JAMES G. DAVIS CONSTRUCTION CORP., Rockville, Md.	919.2	0.0	NA	100	0	0	0	0	0	0	0	0
90	86	CORE CONSTRUCTION GROUP, Phoenix, Ariz.	915.5	0.0	1,239.6	100	0	0	0	0	0	0	0	79
91	107	HASKELL, Jacksonville, Fla.†	897.1	96.7	882.9	10	21	0	9	55	5	0	0	8
92	103	THE CIANBRO COS., Pittsfield, Maine†	873.2	0.0	974.2	9	0	18	0	57	11	0	0	5
93	90	PJ DICK - TRUMBULL - LINDY PAVING, Pittsburgh, Pa.†	865.1	0.0	1,289.3	34	0	3	1	6	47	0	0	27
94	83	SELLEN CONSTRUCTION CO., Seattle, Wash.	865.0	0.0	123.0	100	0	0	0	0	0	0	0	0
95	91	ALSTON CONSTRUCTION, Atlanta, Ga.	863.8	0.0	770.3	100	0	0	0	0	0	0	0	0
96	126	HOAR CONSTRUCTION LLC, Birmingham, Ala.	860.4	0.0	1,049.6	99	0	1	0	0	0	0	0	97
97	**	APTIM, The Woodlands, Texas	859.2	111.1	185.6	4	1	25	5	30	2	19	0	16
98	101	VCC LLC, Irving, Texas	857.0	0.0	775.2	100	0	0	0	0	0	0	0	100
99	134	GARNEY HOLDING CO., Kansas City, Mo.†	841.8	0.0	487.2	0	0	0	100	0	0	0	0	18
100	141	F.A. WILHELM CONSTRUCTION CO. INC., Indianapolis, Ind.†	828.2	0.0	555.0	60	3	6	3	28	0	0	0	24

#01

BECHTEL is at No. 1 on the Top 400 Contractors list for the 20th year in a row. In the past 25 years, it has been No. 1 20 times and No. 2 five times.

RANK 2018	RANK 2017	FIRM	2017 REVENUE (\$ MIL)		2017 NEW CONTRACTS	GENERAL BUILDING	MANUFACTURING	POWER	WATER / SEWER / WASTE	INDUS. / PETROLEUM	TRANSPORTATION	HAZARDOUS WASTE	TELECOM	% CM-AT-RISK
			TOTAL	INT'L										
101	93	AMES CONSTRUCTION INC., Burnsville, Minn.	828.0	8.0	600.0	1	0	11	12	3	63	0	3	5
102	96	E.E. REED CONSTRUCTION, Sugar Land, Texas†	801.0	0.0	657.0	100	0	0	0	0	0	0	0	6
103	116	ADOLFSON & PETERSON INC., Minneapolis, Minn.†	798.0	0.0	711.0	100	0	0	0	0	0	0	0	99
104	110	LECHASE CONSTRUCTION SERVICES LLC, Rochester, N.Y.	795.1	0.0	551.8	83	2	3	0	10	2	0	0	47
105	139	GEMMA POWER SYSTEMS, Glastonbury, Colo.†	786.5	0.0	981.8	0	0	100	0	0	0	0	0	0
106	**	SNC-LAVALIN INC., Bothell, Wash.†	785.7	96.0	701.0	3	0	34	0	63	0	0	0	0
107	121	NABHOLZ CONSTRUCTION, Conway, Ark.	772.0	0.0	495.0	82	0	0	0	4	8	0	7	0
108	132	JACOBSEN CONSTRUCTION CO. INC., Salt Lake City, Utah	768.0	0.0	314.0	98	0	0	0	1	1	0	0	100
109	123	KRAUS-ANDERSON CONSTRUCTION CO., Minneapolis, Minn.	764.1	0.0	1,225.7	100	0	0	0	0	0	0	0	94
110	122	THE CHRISTMAN CO., Lansing, Mich.	756.0	0.0	900.6	96	1	0	1	1	2	0	0	81
111	105	ALLAN MYERS INC., Worcester, Pa.	751.0	0.0	924.6	0	0	0	12	0	88	0	0	0
112	127	JAMES MCHUGH CONSTRUCTION CO., Chicago, Ill.	743.0	0.0	NA	97	0	0	0	0	3	0	0	0
113	84	AVALONBAY COMMUNITIES INC., Arlington, Va.	741.6	0.0	NA	0	0	0	0	0	0	0	0	100
114	94	M+W GROUP, Albany, N.Y.†	713.8	10.9	777.1	0	60	36	0	0	0	0	0	62
115	115	BILFINGER INDUSTRIAL SERVICES N. AMERICA HOLDING INC., Houston, Texas	707.6	0.0	328.3	19	0	1	0	80	0	0	0	0
116	104	GREAT LAKES DREDGE & DOCK CO., Oak Brook, Ill.†	702.5	42.3	635.8	0	0	0	0	0	100	0	0	0
117	171	SOUTHLAND HOLDINGS, Roanoke, Texas†	701.0	26.0	1,622.0	2	0	0	47	0	51	0	0	0
118	142	BARTLETT COCKE GENERAL CONTRACTORS, San Antonio, Texas	700.9	0.0	645.0	100	0	0	0	0	0	0	0	83
119	161	TEICHERT CONSTRUCTION, Sacramento, Calif.	699.0	0.0	699.0	17	0	2	11	8	62	0	0	0
120	168	OLTMANS CONSTRUCTION CO., Whittier, Calif.	692.0	0.0	1,100.0	100	0	0	0	0	0	0	0	0
121	114	ANDERSEN CONSTRUCTION, Portland, Ore.	691.0	0.0	550.0	100	0	0	0	0	0	0	0	95
122	133	THE HANOVER CO., Houston, Texas	687.0	0.0	810.0	100	0	0	0	0	0	0	0	0
123	89	THE MCSHANE COS., Rosemont, Ill.†	683.7	0.0	910.9	100	0	0	0	0	0	0	0	21
124	128	LEE LEWIS CONSTRUCTION INC., Lubbock, Texas	683.0	0.0	NA	100	0	0	0	0	0	0	0	96
125	130	RAILWORKS CORP., New York, N.Y.†	682.0	141.0	478.0	0	0	0	0	0	100	0	0	0
126	136	TRUEBECK CONSTRUCTION, Redwood City, Calif.	681.0	0.0	1,065.0	91	0	0	0	0	1	0	5	100
127	174	GE JOHNSON, Colorado Springs, Colo.†	677.8	0.0	914.0	96	0	0	0	4	0	0	0	87
128	149	DUKE CONSTRUCTION, Indianapolis, Ind.	676.8	0.0	323.5	96	0	0	0	0	4	0	0	16
129	146	MCGOUGH, St. Paul, Minn.	676.0	0.0	697.0	86	0	0	0	14	0	0	0	100
130	100	WEEKS MARINE INC., Cranford, N.J.†	673.7	103.6	NA	0	0	0	10	2	78	2	3	0
131	140	LEASE CRUTCHER LEWIS, Seattle, Wash.	658.0	0.0	721.0	89	11	0	0	0	0	0	0	7
132	181	SAUNDERS CONSTRUCTION INC., Englewood, Colo.†	656.7	0.0	612.0	99	0	0	0	0	1	0	0	77
133	131	NEW ENTERPRISE STONE & LIME CO. INC., New Enterprise, Pa.	649.8	0.0	163.4	0	0	0	0	0	100	0	0	0
134	145	O'NEIL INDUSTRIES INC., Chicago, Ill.†	648.4	0.0	1,494.5	78	8	2	0	0	12	0	0	67
135	124	HERZOG, St. Joseph, Mo.†	646.0	35.0	875.0	0	0	0	0	0	5	0	0	0
136	125	J. H. FINDORFF & SON INC., Madison, Wis.	641.0	0.0	850.0	100	0	0	0	0	0	0	0	96
137	152	RUDOLPH LIBBE COS. INC., Walbridge, Ohio†	638.2	0.0	383.7	34	29	9	0	18	9	0	0	29
138	112	C.W. DRIVER COS., Pasadena, Calif.†	621.8	0.0	809.1	100	0	0	0	0	0	0	0	83
139	129	BARNARD CONSTRUCTION CO. INC., Bozeman, Mont.†	620.1	325.0	730.9	0	0	62	26	11	1	0	0	12
140	108	CAJUN INDUSTRIES LLC, Baton Rouge, La.†	616.3	0.0	485.0	1	0	3	1	95	0	0	0	0
141	99	FORTIS CONSTRUCTION INC., Portland, Ore.	615.2	1.5	503.8	25	0	1	0	0	0	0	73	96
142	154	F.H. PASCHEN, Chicago, Ill.	614.0	0.0	NA	22	0	1	11	0	65	0	0	21
143	240	BUILD GROUP INC., San Francisco, Calif.†	613.0	0.0	802.0	100	0	0	0	0	0	0	0	100
144	176	SAULSBURY INDUSTRIES INC., Odessa, Texas†	611.8	0.0	685.5	0	0	14	0	82	0	0	0	0
145	189	KPRS CONSTRUCTION SERVICES INC., Brea, Calif.†	602.0	0.0	660.0	100	0	0	0	0	0	0	0	0
146	147	PC CONSTRUCTION CO., South Burlington, Vt.	601.0	0.0	1,061.0	35	3	1	48	13	0	0	0	59
147	106	TELLEPSSEN, Houston, Texas†	594.5	0.0	747.0	73	0	0	0	27	0	0	0	90
148	118	HAWAIIAN DREDGING CONSTRUCTION CO. INC., Honolulu, Hawaii	589.0	0.0	248.0	57	0	1	2	0	40	0	0	0
149	117	COASTAL CONSTRUCTION GROUP, Miami, Fla.†	588.5	0.0	785.4	100	0	0	0	0	0	0	0	94
150	165	PARIC HOLDINGS, St. Louis, Mo.†	588.0	0.0	446.0	73	0	8	0	19	0	0	0	95

RANK 2018	RANK 2017	FIRM	2017 REVENUE (\$ MIL)		2017 NEW CONTRACTS	GENERAL BUILDING	MANUFACTURING	POWER	WATER / SEWER / WASTE	INDUS. / PETROLEUM	TRANSPORTATION	HAZARDOUS WASTE	TELECOM	% CM-AT-RISK
			TOTAL	INT'L										
151	150	STELLAR, Jacksonville, Fla.	585.2	15.4	585.2	20	0	5	0	76	0	0	0	0
152	155	WILLIAMS BROTHERS CONSTRUCTION CO. INC., Houston, Texas	581.4	0.0	1,217.6	0	0	0	0	100	0	0	0	0
153	180	THE PIKE COS. LTD., Rochester, N.Y.†	578.8	0.0	779.0	89	5	0	0	0	2	0	0	45
154	138	ORION GROUP HOLDINGS INC., Houston, Texas†	578.5	9.7	505.5	36	14	0	0	15	35	0	0	0
155	162	BERNARDS, San Fernando, Calif.	575.6	0.0	702.0	100	0	0	0	0	0	0	0	32
156	156	GRAYCOR, Oakbrook Terrace, Ill.†	572.9	01.0	609.8	52	0	22	0	26	0	0	0	0
157	195	STANTEC INC., Irvine, Calif.†	556.2	0.0	562.3	0	0	1	74	0	0	0	0	0
158	135	BARNHILL CONTRACTING CO., Rocky Mount, N.C.	554.9	0.0	461.6	40	0	0	0	0	60	0	0	32
159	173	JOERIS GENERAL CONTRACTORS LTD., San Antonio, Texas	553.0	0.0	477.0	99	1	0	0	0	0	0	0	11
160	192	JAMES R. VANNOY & SONS CONSTRUCTION CO. INC., Jefferson, N.C.	553.0	0.0	455.0	94	0	0	0	0	6	0	0	67
161	143	KINSLEY CONSTRUCTION INC., York, Pa.†	552.6	0.0	456.7	66	8	0	4	5	11	0	0	40
162	190	KITCHELL CORP., Phoenix, Ariz.†	552.0	0.0	909.0	100	0	0	0	0	0	0	0	100
163	151	J. FLETCHER CREAMER & SON INC., Hackensack, N.J.†	547.2	0.0	394.7	6	0	39	22	9	13	0	11	0
164	193	JINGOLI - DCO, Lawrenceville, N.J.†	543.0	12.0	774.0	26	0	74	1	0	0	0	0	1
165	164	CLANCY & THEYS CONSTRUCTION CO., Raleigh, N.C.	538.8	0.0	490.5	100	0	0	0	0	0	0	0	69
166	163	FCL BUILDERS LLC, Itasca, Ill.	528.0	0.0	NA	0	0	0	0	0	0	0	0	100
167	95	S&B ENGINEERS AND CONSTRUCTORS LTD. & AFFIL., Houston, Texas†	522.7	0.0	748.0	0	0	0	0	100	0	0	0	0
168	167	SPAWGLASS HOLDING LP, Selma, Texas†	521.0	0.0	593.2	92	0	0	1	1	6	0	0	50
169	158	GLY CONSTRUCTION, Bellevue, Wash.	514.0	0.0	701.0	99	1	0	0	0	0	0	0	86
170	144	ANDERSON COLUMBIA CO. INC., Lake City, Fla.†	513.4	0.0	274.0	0	30	0	0	0	70	0	0	0
171	160	TORCON INC., Red Bank, N.J.	511.0	0.0	682.0	100	0	0	0	0	0	0	0	100
172	184	KAST CONSTRUCTION, West Palm Beach, Fla.	510.0	0.0	385.7	100	0	0	0	0	0	0	0	100
173	199	PHILLIPS & JORDAN INC., Knoxville, Tenn.	500.2	0.0	321.4	14	0	36	34	5	0	0	0	0
174	203	FCI CONSTRUCTORS INC., Grand Junction, Colo.†	498.0	0.0	656.6	96	0	0	0	0	4	0	0	58
175	207	W.M. JORDAN CO., Newport News, Va.	492.6	0.0	739.8	99	1	0	0	0	0	0	0	64
176	153	MATT CONSTRUCTION, Santa Fe Springs, Calif.	490.0	0.0	560.0	100	0	0	0	0	0	0	0	8
177	148	DEACON CONSTRUCTION LLC, Citrus Heights, Calif.†	489.2	0.0	419.0	100	0	0	0	0	0	0	0	0
178	157	SATTERFIELD & PONTIKES CONSTRUCTION INC., Houston, Texas†	489.0	0.0	576.0	76	0	0	0	0	24	0	0	38
179	183	THE OPUS GROUP, Minnetonka, Minn.	483.0	0.0	NA	100	0	0	0	0	0	0	0	0
180	185	FERREIRA CONSTRUCTION CO. INC., Branchburg, N.J.†	481.4	0.0	459.0	0	0	51	5	0	24	0	3	0
181	259	COMMERCIAL CONTRACTING CORP., Auburn Hills, Mich.†	480.0	54.5	389.6	23	75	0	0	2	0	0	0	15
182	169	PARSONS, Pasadena, Calif.†	479.9	180.3	163.5	49	0	0	0	0	49	2	0	8
183	170	C D SMITH CONSTRUCTION, Fond du Lac, Wis.	478.6	0.0	510.0	92	0	0	8	0	0	0	0	0
184	120	BATSON-COOK CO., West Point, Ga.†	469.0	0.0	412.0	96	0	0	0	4	0	0	0	22
185	202	TRAYLOR BROS. INC., Evansville, Ind.	463.4	0.0	NA	0	0	12	6	3	78	0	0	0
186	**	MCCOWNGORDON CONSTRUCTION, Kansas City, Mo.	462.0	0.0	823.0	82	16	0	0	0	2	0	0	79
187	**	INFRASTRUCTURE & ENERGY ALTERNATIVES LLC, Indianapolis, Ind.†	450.4	0.0	1,100.0	0	0	97	0	0	3	0	0	0
188	175	LAS VEGAS PAVING CORP., Las Vegas, Nev.	450.0	0.0	325.0	0	0	0	0	0	100	0	0	2
189	205	ARISTEO CONSTRUCTION, Livonia, Mich.†	448.6	1.5	556.8	11	86	1	0	2	0	0	0	14
190	208	STAKER PARSON COS., Ogden, Utah	445.3	0.0	354.5	33	2	2	1	1	54	0	0	0
191	241	EXXEL PACIFIC INC., Bellingham, Wash.	443.0	0.0	302.0	100	0	0	0	0	0	0	0	0
192	194	RODGERS BUILDERS INC., Charlotte, N.C.	442.3	0.0	NA	91	0	0	3	0	6	0	0	95
193	301	MARTIN-HARRIS CONSTRUCTION, Las Vegas, Nev.	440.8	0.0	448.0	90	0	0	0	0	4	0	6	63
194	177	LEOPARDO COS. INC., Hoffman Estates, Ill.	440.0	0.0	279.6	100	0	0	0	0	0	0	0	71
195	137	CADELL CONSTRUCTION CO. (DE) LLC, Montgomery, Ala.	438.7	308.6	1,315.7	92	0	2	0	0	1	0	0	0
196	182	MANSON CONSTRUCTION CO., Seattle, Wash.†	431.6	0.7	418.7	0	0	0	0	5	95	0	0	10
197	204	KNUTSON CONSTRUCTION, Minneapolis, Minn.†	429.0	0.0	384.0	96	0	0	0	4	0	0	0	100
198	188	DIMEO CONSTRUCTION CO., Providence, R.I.	428.7	0.0	578.0	100	0	0	0	0	0	0	0	100
199	223	CIVES STEEL CO., Alpharetta, Ga.	425.0	0.0	425.0	56	0	7	0	37	0	0	0	0
200	179	ROGERS-O'BRIEN CONSTRUCTION CO., Dallas, Texas	419.0	0.0	549.2	35	0	0	0	0	0	0	65	75

OHL USA INC. consolidated its U.S. subsidiaries, including Judlau Contracting, Community Asphalt and Arellano Construction, into one entity.

RANK 2018	RANK 2017	FIRM	2017 REVENUE (\$ MIL)		2017 NEW CONTRACTS	GENERAL BUILDING	MANUFACTURING	POWER	WATER / SEWER / WASTE	INDUS. / PETROLEUM	TRANSPORTATION	HAZARDOUS WASTE	TELECOM	% CM-AT-RISK
			TOTAL	INT'L										
201	264	RC ANDERSEN LLC, East Rutherford, N.J.	413.1	0.0	550.0	100	0	0	0	0	0	0	0	0
202	319	GRANGER CONSTRUCTION CO., Lansing, Mich.	412.1	0.0	594.6	67	3	1	1	0	0	0	28	55
203	206	BULLEY & ANDREWS, Chicago, Ill. †	410.0	0.0	310.0	90	0	0	0	0	0	0	0	70
204	256	DRYMALLA CONSTRUCTION CO. INC., Columbus, Texas	410.0	0.0	197.5	100	0	0	0	0	0	0	0	25
205	244	BOZZUTO CONSTRUCTION CO., Greenbelt, Md. †	408.5	0.0	263.0	100	0	0	0	0	0	0	0	100
206	191	ENGINEERED STRUCTURES INC. (ESI), Meridian, Idaho	405.4	6.5	398.4	95	0	0	3	0	0	0	2	48
207	197	GRUNLEY CONSTRUCTION CO. INC., Rockville, Md.	404.0	0.0	437.0	97	0	3	0	0	0	0	0	21
208	234	SKENDER, Chicago, Ill.	400.0	0.0	446.0	100	0	0	0	0	0	0	0	80
209	187	HILL & WILKINSON GENERAL CONTRACTORS, Richardson, Texas	393.5	0.0	393.5	81	3	0	0	11	5	0	0	93
210	216	VECELLIO GROUP INC., West Palm Beach, Fla. †	391.0	0.0	300.0	0	0	0	0	1	99	0	0	0
211	228	THE MIDDLESEX COS., Littleton, Mass. †	389.0	0.0	1,633.4	0	0	3	0	0	97	0	0	2
212	224	WALSH CONSTRUCTION CO., Portland, Ore. †	388.3	0.0	501.0	100	0	0	0	0	0	0	0	0
213	249	T.G. NICKEL & ASSOCIATES LLC, Ronkonkoma, N.Y.	383.9	0.0	245.0	100	0	0	0	0	0	0	0	100
214	**	TRITON CONSTRUCTION CO. LLC, New York, N.Y.	383.0	0.0	800.0	100	0	0	0	0	0	0	0	100
215	210	BBL CONSTRUCTION SERVICES LLC, Albany, N.Y.	381.6	0.0	347.9	100	0	0	0	0	0	0	0	29
216	242	BRINKMANN CONSTRUCTORS, Chesterfield, Mo.	380.0	0.0	458.0	83	0	0	0	16	0	0	0	23
217	243	CG SCHMIDT INC., Milwaukee, Wis.	377.9	0.0	NA	100	0	0	0	0	0	0	0	90
218	273	MILLIE AND SEVERSON GENERAL CONTRACTORS, Los Alamitos, Calif.	374.3	0.0	272.6	100	0	0	0	0	0	0	0	0
219	247	WHARTON-SMITH INC., Sanford, Fla.	372.8	0.0	467.5	45	0	0	55	0	0	0	0	38
220	186	WEIS BUILDERS INC., Minneapolis, Minn.	372.5	0.0	378.0	100	0	0	0	0	0	0	0	99
221	211	CALLAHAN INC., Bridgewater, Mass.	372.0	0.0	275.0	100	0	0	0	0	0	0	0	100
222	231	ANDRES CONSTRUCTION SERVICES, Dallas, Texas †	370.4	0.0	170.0	100	0	0	0	0	0	0	0	0
223	268	CRB, Kansas City, Mo.	369.1	0.0	395.3	1	0	0	0	99	0	0	0	69
224	221	SHIEL SEXTON CO. INC., Indianapolis, Ind. †	366.5	0.0	425.0	100	0	0	0	0	0	0	0	85
225	288	DEANGELIS DIAMOND, Naples, Fla.	366.4	0.0	242.9	100	0	0	0	0	0	0	0	75
226	278	RYCON CONSTRUCTION INC., Pittsburgh, Pa.	363.8	0.0	243.1	100	0	0	0	0	0	0	0	60
227	239	KLINGER COS. INC., Sioux City, Iowa †	363.6	0.0	306.0	25	3	0	0	71	0	0	2	0
228	245	STACY AND WITBECK INC., Alameda, Calif.	363.4	0.0	NA	0	0	0	0	0	100	0	0	0
229	209	THE BRANCH GROUP INC., Roanoke, Va. †	363.3	0.0	392.8	33	0	0	0	0	59	0	0	0
230	252	M.B. KAHN CONSTRUCTION CO. INC., Columbia, S.C.	360.9	0.0	463.2	52	9	8	29	2	0	0	0	23
231	238	CAHILL CONTRACTORS, San Francisco, Calif.	357.0	0.0	595.0	100	0	0	0	0	0	0	0	0
232	213	MORLEY BUILDERS INC., Santa Monica, Calif. †	356.7	0.0	258.0	100	0	0	0	0	0	0	0	0
233	201	ALBERT C. KOBAYASHI INC., Waipahu, Hawaii	355.4	0.0	NA	100	0	0	0	0	0	0	0	0
234	296	ZACHRY CONSTRUCTION CORP., San Antonio, Texas †	352.2	0.0	630.1	11	0	0	1	0	85	0	3	0
235	280	DELLBROOK JKS, Quincy, Mass.	352.1	0.0	451.0	100	0	0	0	0	0	0	0	100
236	212	CDM SMITH, Boston, Mass. †	346.5	32.5	307.0	12	0	13	52	6	2	15	0	0
237	325	CATAMOUNT CONSTRUCTORS INC., Lakewood, Colo.	345.8	0.0	313.6	51	0	0	0	49	0	0	0	0
238	378	BRADBURY STAMM CONSTRUCTION INC., Albuquerque, N.M. †	343.9	0.0	171.0	78	1	0	0	0	21	0	0	55
239	246	ELFORD INC., Columbus, Ohio	342.0	0.0	361.0	100	0	0	0	0	0	0	0	70
240	235	MCM, Miami, Fla.	341.2	44.9	90.8	24	0	0	11	0	59	0	0	66
241	291	THE KORTE CO., St. Louis, Mo. †	341.1	0.0	144.6	100	0	0	0	0	0	0	0	5
242	315	SUMMIT CONTRACTING GROUP INC., Jacksonville, Fla. †	336.9	0.0	476.5	100	0	0	0	0	0	0	0	0
243	237	LEE KENNEDY CO. INC., Quincy, Mass.	336.8	0.0	331.9	100	0	0	0	0	0	0	0	100
244	355	ECC, Burlingame, Calif. †	336.8	63.2	437.3	13	0	1	40	0	0	46	0	3
245	220	THE CONTI GROUP, Edison, N.J.	336.3	60.8	NA	18	0	53	0	4	25	0	0	0
246	196	INTECH CONSTRUCTION, Philadelphia, Pa.	334.0	0.0	NA	100	0	0	0	0	0	0	0	100
247	322	DOSTER CONSTRUCTION CO. INC., Birmingham, Ala.	330.0	0.0	273.1	100	0	0	0	0	0	0	0	88
248	225	CONTRACT WATTS INC., McLean, Va.	330.0	99.0	104.0	0	0	0	0	0	0	0	0	100
249	343	SUPERIOR CONSTRUCTION HOLDING CO. INC., Jacksonville, Fla. †	329.7	0.0	341.0	0	0	0	0	6	94	0	0	0
250	166	ROCKFORD CONSTRUCTION CO., Grand Rapids, Mich.	328.0	0.5	221.5	95	5	0	0	0	0	0	0	40

RANK 2018	RANK 2017	FIRM	2017 REVENUE (\$ MIL)		2017 NEW CONTRACTS	GENERAL BUILDING	MANUFACTURING	POWER	WATER / SEWER / WASTE	INDUS. / PETROLEUM	TRANSPORTATION	HAZARDOUS WASTE	TELECOM	% CM-AT-RISK
			TOTAL	INT'L										
251	**	HILLWOOD CONSTRUCTION SERVICES, Dallas, Texas	325.3	0.0	357.3	100	0	0	0	0	0	0	0	0
252	292	NIBBI BROTHERS GENERAL CONTRACTORS, San Francisco, Calif.	324.1	0.0	608.8	81	1	0	0	0	18	0	0	78
253	293	DONOHUE CONSTRUCTION CO., Bethesda, Md.	323.0	0.0	216.0	100	0	0	0	0	0	0	0	35
254	253	NEW SOUTH CONSTRUCTION CO., Atlanta, Ga.	320.1	0.0	305.0	84	0	0	0	0	16	0	0	93
255	229	JORDAN FOSTER CONSTRUCTION LLC, El Paso, Texas	319.0	0.0	427.0	72	0	0	3	0	24	0	0	89
256	215	BNBUILDERS, Seattle, Wash.	317.0	0.0	357.0	100	0	0	0	0	0	0	0	90
257	227	DANIS, Dayton, Ohio	313.2	0.0	368.1	92	0	0	7	0	0	0	0	91
258	310	CNY GROUP, New York, N.Y.	312.0	0.0	558.0	100	0	0	0	0	0	0	0	100
259	268	IMC CONSTRUCTION, Malvern, Pa.	307.0	0.0	606.0	100	0	0	0	0	0	0	0	100
260	315	MARKET & JOHNSON INC., Eau Claire, Wis.†	305.0	0.0	375.0	54	10	5	0	15	0	0	0	11
261	376	MYCON GENERAL CONTRACTORS, Dallas, Texas	305.0	0.0	405.0	83	17	0	0	0	0	0	0	0
262	362	D.F. CHASE INC., Nashville, Tenn.	304.7	0.0	433.2	100	0	0	0	0	0	0	0	66
263	271	KAJIMA BUILDING & DESIGN GROUP INC., Atlanta, Ga.	304.4	0.0	362.2	81	11	0	0	9	0	0	0	0
264	275	CROWDER CONSTRUCTORS INC., Charlotte, N.C.†	304.0	0.0	268.1	3	0	32	53	0	12	0	0	8
265	255	NAN INC., Honolulu, Hawaii	302.9	0.0	150.7	81	0	1	19	0	0	0	0	0
266	**	SAMET CORP., Greensboro, N.C.	302.7	0.0	237.2	96	4	0	0	0	0	0	0	59
267	285	C. OVERAA & CO., Richmond, Calif.	302.6	0.0	530.2	51	2	0	32	12	2	0	0	19
268	236	WOHLSSEN CONSTRUCTION CO., Lancaster, Pa.	302.0	0.0	447.0	83	17	0	0	0	0	0	0	57
269	302	H&M CO. INC., Jackson, Tenn.†	301.0	0.0	230.0	74	13	0	0	13	0	0	0	0
270	349	RIVER CITY CONSTRUCTION LLC, East Peoria, Ill.	300.8	0.0	145.5	65	5	0	30	0	0	0	0	9
271	254	VANCE BROWN INC., Palo Alto, Calif.	299.3	0.0	200.0	100	0	0	0	0	0	0	0	0
272	383	THE LEMOINE CO., Lafayette, La.†	298.5	0.0	130.3	97	0	0	3	0	0	0	0	24
273	341	PIONEER CONSTRUCTION, Grand Rapids, Mich.†	298.0	0.0	290.0	100	0	0	0	0	0	0	0	0
274	329	HARKINS BUILDERS INC., Columbia, Md.	297.0	0.0	380.0	100	0	0	0	0	0	0	0	88
275	295	GH PHIPPS CONSTRUCTION COS., Greenwood Village, Colo.	295.9	0.0	350.0	100	0	0	0	0	0	0	0	51
276	261	WIELAND, Lansing, Mich.	295.9	0.0	327.8	97	0	0	0	3	0	0	0	86
277	219	HASELDEN CONSTRUCTION, Centennial, Colo.†	294.5	0.0	329.7	98	0	0	0	0	2	0	0	75
278	178	AMERICAN BRIDGE CO., Coraopolis, Pa.†	294.0	98.0	233.0	0	0	0	0	0	100	0	0	0
279	307	BCCI CONSTRUCTION CO. INC., San Francisco, Calif.	293.4	0.0	461.4	100	0	0	0	0	0	0	0	0
280	258	PERNIX GROUP INC., Lombard, Ill.†	291.9	98.6	419.3	51	12	2	0	0	0	0	0	0
281	274	R&O CONSTRUCTION, Ogden, Utah	291.0	0.0	330.0	100	0	0	0	0	0	0	0	39
282	**	PARKWAY, Lewisville, Texas	288.8	0.0	426.0	100	0	0	0	0	0	0	0	0
283	**	TONN AND BLANK CONSTRUCTION LLC, Michigan City, Ind.	285.0	0.0	102.0	100	0	0	0	0	0	0	0	0
284	230	BARR & BARR INC., New York, N.Y.	284.3	0.0	280.3	100	0	0	0	0	0	0	0	100
285	222	CCG GROUP INC., San Antonio, Texas	283.5	20.2	283.5	2	0	6	1	84	1	0	0	0
286	286	LYLES CONSTRUCTION GROUP, Fresno, Calif.†	281.9	0.0	110.7	1	0	7	85	0	6	0	0	0
287	298	S.T. WOOTEN CORP., Wilson, N.C.	281.9	0.0	251.8	0	0	0	0	0	100	0	0	0
288	**	J.P. CULLEN AND SONS INC., Janesville, Wis.	281.7	0.0	385.0	90	0	10	0	0	0	0	0	60
289	248	CONTINENTAL BUILDING CO., Columbus, Ohio	281.5	0.0	306.7	100	0	0	0	0	0	0	0	100
290	321	RONCELLI INC., Sterling Heights, Mich.	281.0	7.0	294.0	67	22	0	0	0	11	0	0	29
291	306	SHAW CONSTRUCTION, Denver, Colo.†	277.0	0.0	426.6	100	0	0	0	0	0	0	0	92
292	337	THE JAYNES COS., Albuquerque, N.M.†	276.3	0.0	225.0	100	0	0	0	0	0	0	0	65
293	**	IDEAL CONTRACTING, Detroit, Mich.	276.0	0.0	250.0	54	36	9	0	0	0	0	0	0
294	309	CARDI CORP., Warwick, R.I.	275.0	0.0	NA	0	0	0	0	0	100	0	0	0
295	282	DCK WORLDWIDE LLC, Pittsburgh, Pa.†	274.2	235.7	684.8	14	0	0	0	0	0	0	0	0
296	400	PRIMUS BUILDERS INC., Woodstock, Ga.†	273.2	0.0	185.0	0	96	0	0	4	0	0	0	15
297	257	SLETTEN CONSTRUCTION, Great Falls, Mont.†	272.4	0.0	284.1	58	3	9	16	0	14	0	0	40
298	289	JUNEAU CONSTRUCTION CO., Atlanta, Ga.	272.2	0.0	501.0	100	0	0	0	0	0	0	0	100
299	323	SCHIMENTI CONSTRUCTION CO., Ridgefield, Conn.	272.0	0.0	100.0	100	0	0	0	0	0	0	0	74
300	311	DOME CONSTRUCTION CORP., South San Francisco, Calif.	271.4	0.0	348.4	44	0	0	0	0	0	0	0	100

RANK 2018	RANK 2017	FIRM	2017 REVENUE (\$ MIL)		2017 NEW CONTRACTS	GENERAL BUILDING	MANUFACTURING	POWER	WATER / SEWER / WASTE	INDUS. / PETROLEUM	TRANSPORTATION	HAZARDOUS WASTE	TELECOM	% CM-AT-RISK
			TOTAL	INT'L										
301	332	ARCH-CON CONSTRUCTION, Houston, Texas	271.0	0.0	429.0	100	0	0	0	0	0	0	0	0
302	290	BMWC CONSTRUCTORS INC., Indianapolis, Ind.	271.0	0.0	75.0	1	36	27	0	36	0	0	0	0
303	**	WESPAC CONSTRUCTION, Phoenix, Ariz. †	270.8	0.0	150.0	60	4	0	0	0	0	0	0	0
304	233	CHANAN CONSTRUCTION CO. INC., Phoenix, Ariz.	270.5	0.0	270.5	100	0	0	0	0	0	0	0	100
305	265	EXECUTIVE CONSTRUCTION INC., Hillside, Ill.	270.0	0.0	10.0	91	0	0	0	0	0	0	9	96
306	198	THE PENTA BUILDING GROUP, Las Vegas, Nev.	266.4	0.0	75.6	93	0	0	0	0	7	0	0	92
307	334	SECURITY PAVING CO. INC., Sylmar, Calif. †	265.0	0.0	NA	0	0	0	0	0	100	0	0	0
308	**	EPSTEIN, Chicago, Ill. †	264.6	0.6	35.3	0	100	0	0	0	0	0	0	100
309	232	LINBECK GROUP LLC, Houston, Texas	264.5	0.0	207.0	100	0	0	0	0	0	0	0	70
310	250	BOWEN, Indianapolis, Ind.	264.0	0.0	235.7	0	0	56	44	0	0	0	0	0
311	303	COLUMBIA CONSTRUCTION CO., North Reading, Mass.	264.0	0.0	448.0	95	0	5	0	0	0	0	0	90
312	379	WILLIAM CHARLES CONSTRUCTION LLC, Rockford, Ill. †	261.4	0.0	237.5	21	0	0	0	0	79	0	0	11
313	375	INTERSTATE HIGHWAY CONSTRUCTION INC., Centennial, Colo.	261.3	0.0	116.7	0	0	0	0	0	100	0	0	0
314	**	DENNIS GROUP, Springfield, Mass. †	261.0	01.0	550.0	0	0	0	0	100	0	0	0	17
315	266	LUSARDI CONSTRUCTION CO., San Marcos, Calif.	260.8	0.0	220.0	99	1	0	0	0	0	0	0	0
316	263	LYDIG CONSTRUCTION INC., Spokane Valley, Wash.	260.0	0.0	381.0	81	1	0	3	13	2	0	0	33
317	277	KRAEMER NORTH AMERICA LLC, Plain, Wis.	259.4	0.0	216.7	0	0	0	0	0	100	0	0	44
318	**	CSI CONSTR. CO., DBA COLORADO STRUCTURES INC., Colorado Springs, Colo. †	259.0	0.0	126.0	93	7	0	0	0	0	0	0	34
319	260	MASCARO CONSTRUCTION CO. LP, Pittsburgh, Pa. †	258.5	0.0	236.9	38	1	18	20	23	0	0	0	23
320	327	BUTZ ENTERPRISES INC., Allentown, Pa. †	258.3	0.0	367.8	100	0	0	0	0	0	0	0	93
321	336	O&G INDUSTRIES INC., Torrington, Conn.	258.2	0.0	686.4	49	2	12	0	0	37	0	0	33
322	330	MW BUILDERS INC., Lenexa, Kan.	257.0	0.0	262.0	100	0	0	0	0	0	0	0	16
323	359	MCCARTHY IMPROVEMENT CO., Davenport, Iowa	252.3	0.0	153.8	26	0	0	0	9	65	0	0	14
324	287	DONLEY'S, Cleveland, Ohio	250.0	0.0	173.0	98	1	1	0	0	0	0	0	42
325	338	R.D. OLSON CONSTRUCTION INC., Irvine, Calif.	250.0	0.0	164.0	100	0	0	0	0	0	0	0	0
326	313	Q&D CONSTRUCTION, Sparks, Nev.	249.5	0.0	307.1	20	13	0	2	1	59	0	4	5
327	283	EW HOWELL CONSTRUCTION GROUP, Plainview, N.Y.	247.2	0.0	277.1	100	0	0	0	0	0	0	0	25
328	320	A/Z CORP., North Stonington, Conn.	245.1	0.0	210.0	50	32	15	0	0	0	0	3	60
329	**	PRINCE CONTRACTING LLC, Tampa, Fla.	245.0	0.0	201.0	0	0	0	0	0	100	0	0	0
330	361	KBS INC., Richmond, Va.	244.8	0.0	261.2	99	1	0	0	0	0	0	0	74
331	251	CR MEYER, Oshkosh, Wis.	243.5	0.0	243.5	2	8	5	0	85	0	0	0	0
332	284	BOH BROS. CONSTRUCTION CO. LLC, New Orleans, La.	242.2	0.0	164.5	7	0	2	0	40	52	0	0	12
333	367	HUNZINGER CONSTRUCTION CO., Brookfield, Wis.	241.7	0.0	236.6	100	0	0	0	0	0	0	0	65
334	**	STEVENS CONSTRUCTION CORP., Madison, Wis.	237.7	0.0	270.0	100	0	0	0	0	0	0	0	0
335	400	T A LOVING CO., Goldsboro, N.C.	237.5	0.0	191.9	67	0	0	27	0	5	0	0	34
336	345	HAYDON BUILDING CORP., Phoenix, Ariz.	233.6	0.0	242.0	51	0	0	7	0	42	0	0	72
337	373	FAGEN INC., Granite Falls, Minn.	233.0	0.0	154.5	3	0	49	0	48	0	0	0	0
338	314	FORT MYER CONSTRUCTION CORP., Washington, D.C.	231.5	0.0	183.3	0	2	16	15	0	55	0	0	0
339	**	HOLLISTER CONSTRUCTION SERVICES, Parsippany, N.J.	231.2	0.0	550.0	93	0	0	0	7	0	0	0	61
340	297	I+ICONUSA, Pittsburgh, Pa. †	231.1	0.0	139.1	3	7	5	0	12	74	0	0	0
341	397	RJM CONSTRUCTION, Golden Valley, Minn.	230.8	0.0	285.6	100	0	0	0	0	0	0	0	12
342	324	ABSHER CONSTRUCTION CO., Puyallup, Wash. †	230.6	0.0	133.8	71	0	0	0	0	29	0	0	8
343	351	GHILOTTI CONSTRUCTION CO., Santa Rosa, Calif.	229.8	0.0	NA	7	0	0	36	5	53	0	0	100
344	374	BRAHMA GROUP INC., Salt Lake City, Utah	229.3	01.0	169.6	0	0	23	0	77	0	0	0	0
345	**	EDIFICE INC., Charlotte, N.C.	229.0	0.0	384.0	95	5	0	0	0	0	0	0	30
346	308	SEMA CONSTRUCTION INC., Centennial, Colo. †	227.9	0.0	312.5	0	0	0	2	0	98	0	0	0
347	**	MILENDER WHITE, Arvada, Colo. †	226.6	0.0	117.2	99	0	0	0	0	0	0	1	0
348	**	HUTTON CONSTRUCTION, Wichita, Kan.	225.8	0.0	260.0	90	2	0	0	7	0	0	0	100
349	385	CHASE BUILDING TEAM, Mesa, Ariz.	225.0	0.0	NA	100	0	0	0	0	0	0	0	0
350	354	BLYTHE DEVELOPMENT CO., Charlotte, N.C.	224.5	0.0	235.6	28	0	0	0	0	72	0	0	0

APTIM is the former CB&I Capital Services unit, an infrastructure EPC firm acquired last June by Veritas Capital, New York City.

RANK 2018	RANK 2017	FIRM	2017 REVENUE (\$ MIL)		2017 NEW CONTRACTS	GENERAL BUILDING	MANUFACTURING	POWER	WATER / SEWER / WASTE	INDUS. / PETROLEUM	TRANSPORTATION	HAZARDOUS WASTE	TELECOM	% CM-AT-RISK
			TOTAL	INT'L										
351	214	SUKUT CONSTRUCTION LLC, Santa Ana, Calif.	224.0	0.0	340.0	0	0	10	44	0	14	4	0	0
352	276	KEY CONSTRUCTION INC., Wichita, Kan.	223.6	0.0	223.6	98	0	0	0	0	0	0	2	18
353	344	DICK ANDERSON CONSTRUCTION INC., Helena, Mont.	222.0	0.0	375.2	86	5	2	3	0	3	0	0	84
354	384	AURORA CONTRACTORS INC., Ronkonkoma, N.Y.	221.0	0.0	50.0	100	0	0	0	0	0	0	0	66
355	393	EMBREE CONSTRUCTION GROUP INC., Georgetown, Texas	220.0	0.0	188.3	100	0	0	0	0	0	0	0	0
356	**	LEON D. DEMATTEIS CONSTRUCTION CORP., Elmont, N.Y.	220.0	0.0	172.5	100	0	0	0	0	0	0	0	0
357	352	DEPCOM POWER, Scottsdale, Ariz.	220.0	0.0	380.0	0	0	100	0	0	0	0	0	0
358	353	WAGMAN INC., York, Pa.†	219.7	0.0	65.5	26	0	1	2	0	70	0	0	7
359	270	HOLT CONSTRUCTION CORP., Pearl River, N.Y.†	219.0	0.0	159.2	48	0	0	0	0	32	0	2	9
360	**	PRIDE ONE CONSTRUCTION, Medina, Ohio†	219.0	0.0	190.0	93	7	0	0	0	0	0	0	67
361	328	TRI-NORTH BUILDERS INC., Fitchburg, Wis.†	219.0	0.0	167.0	98	2	0	0	0	0	0	0	32
362	312	QUANDEL ENTERPRISES INC., Harrisburg, Pa.†	218.7	0.0	430.3	88	0	0	12	0	0	0	0	44
363	**	MOOREFIELD CONSTRUCTION INC., Santa Ana, Calif.	217.9	0.0	184.7	100	0	0	0	0	0	0	0	0
364	**	BELL & ASSOCIATES CONSTRUCTION LP, Brentwood, Tenn.	215.4	0.0	51.5	71	0	0	0	0	29	0	0	42
365	392	W.G. CLARK CONSTRUCTION CO., Seattle, Wash.†	213.2	0.0	218.7	100	0	0	0	0	0	0	0	0
366	387	HAWKINS CONSTRUCTION CO., Omaha, Neb.	212.9	0.0	137.9	8	1	0	29	0	61	0	0	5
367	**	J.D. ABRAMS LP, Austin, Texas	211.3	0.0	223.5	0	0	0	0	0	100	0	0	0
368	**	BUCH CONSTRUCTION INC., Laurel, Md.	210.0	0.0	210.0	100	0	0	0	0	0	0	0	0
369	**	THE HARPER CORP. GENERAL CONTRACTORS, Greenville, S.C.	210.0	0.0	246.0	77	2	0	21	0	0	0	0	57
370	305	JOHNSTONE MOYER INC., San Carlos, Calif.	208.9	0.0	601.0	100	0	0	0	0	0	0	0	0
371	346	KBE BUILDING CORP., Farmington, Conn.	208.0	0.0	232.8	100	0	0	0	0	0	0	0	55
372	**	T.B. PENICK & SONS INC., San Diego, Calif.	207.5	0.0	223.1	100	0	0	0	0	0	0	0	0
373	294	IPS-INTEGRATED PROJECT SERVICES LLC, Blue Bell, Pa.†	207.5	46.8	194.0	0	0	0	0	100	0	0	0	41
374	399	TARLTON CORP., St. Louis, Mo.	206.9	0.0	231.7	74	0	4	2	6	0	0	13	60
375	**	NEI GENERAL CONTRACTING, Randolph, Mass.	205.7	0.0	180.7	100	0	0	0	0	0	0	0	7
376	326	CDI CONTRACTORS, Little Rock, Ark.†	205.4	0.0	288.7	100	0	0	0	0	0	0	0	100
377	**	FORTUNE-JOHNSON INC., Peachtree Corners, Ga.	205.0	0.0	328.0	100	0	0	0	0	0	0	0	0
378	**	MEDCO CONSTRUCTION, Dallas, Texas†	203.0	0.0	149.0	100	0	0	0	0	0	0	0	0
379	**	TERMINAL CONSTRUCTION CORP., Wood-Ridge, N.J.†	202.6	0.0	214.0	100	0	0	0	0	0	0	0	0
380	366	BARTLETT BRAINARD EACOTT INC., Bloomfield, Conn.	202.0	0.0	195.0	93	0	0	0	7	0	0	0	82
381	**	CARROLL DANIEL CONSTRUCTION CO., Gainesville, Ga.	201.6	0.0	215.6	81	11	0	0	9	0	0	0	78
382	**	SEVENSON ENVIRONMENTAL SERVICES INC., Niagara Falls, N.Y.	201.0	0.0	108.3	0	0	0	0	0	0	100	0	0
383	**	LINCOLN BUILDERS INC., Ruston, La.†	200.4	0.0	129.4	100	0	0	0	0	0	0	0	52
384	365	BYRNE CONSTRUCTION SERVICES, Ft. Worth, Texas	199.2	0.0	159.6	77	0	0	0	0	23	0	0	72
385	**	BALDWIN & SHELL CONSTRUCTION CO., Little Rock, Ark.	198.7	0.0	367.8	85	3	0	0	11	0	0	1	89
386	304	FRANA COS. INC., Hopkins, Minn.	197.0	0.0	205.5	100	0	0	0	0	0	0	0	0
387	357	KAUFMAN LYNN CONSTRUCTION, Delray Beach, Fla.†	190.6	0.0	232.7	100	0	0	0	0	0	0	0	89
388	**	KELLEY CONSTRUCTION INC., Louisville, Ky.	190.4	0.0	106.0	83	0	0	0	17	0	0	0	97
389	**	WALKER & CO. INC., Winter Park, Fla.	186.8	0.0	186.8	100	0	0	0	0	0	0	0	100
390	335	IHC CONSTRUCTION COS. LLC, Elgin, Ill.	186.0	0.0	76.0	32	0	0	50	0	11	0	7	7
391	**	COAKLEY & WILLIAMS CONSTRUCTION INC., Bethesda, Md.	184.1	0.0	213.4	100	0	0	0	0	0	0	0	56
392	382	HARPER CONSTRUCTION CO. INC., San Diego, Calif.	183.6	0.0	132.9	100	0	0	0	0	0	0	0	0
393	**	GIBBS CONSTRUCTION LLC, New Orleans, La.†	183.6	0.0	60.7	42	0	0	0	5	53	0	0	35
394	**	REMEDIAL CONSTRUCTION SERVICES LP, Houston, Texas†	183.3	2.3	76.9	0	0	0	0	0	0	0	0	0
395	**	PCIROADS LLC, St. Michael, Minn.	183.0	0.0	168.2	0	0	0	7	0	93	0	0	0
396	**	BRYAN CONSTRUCTION, Colorado Springs, Colo.	182.6	0.3	78.9	100	0	0	0	0	0	0	0	71
397	**	AJAX BUILDING CORP., Midway, Fla.	182.5	0.0	295.0	100	0	0	0	0	0	0	0	77
398	370	FRANK L. BLUM CONSTRUCTION CO., Winston-Salem, N.C.	182.5	0.0	204.4	98	2	0	0	0	0	0	0	96
399	**	T N WARD CO., Ardmore, Pa.	182.4	0.0	346.0	94	5	1	0	0	0	0	0	100
400	388	JAY CASHMAN INC., Quincy, Mass.†	182.0	17.0	100.0	0	0	11	0	7	82	0	0	0

Where To Find the Top 400

FIRM	RANK	FIRM	RANK	FIRM	RANK	FIRM	RANK
A		Jay Cashman Inc.	400	F		Jacobs	29
A/Z Corp.	328	Catamount Constructors Inc.	237	Fagen Inc.	337	Jacobsen Construction Co. Inc.	108
J.D. Abrams LP	367	CB&I	9	FCI Constructors Inc.	174	The Jaynes Cos.	292
Absher Construction Co.	342	CCC Group Inc.	285	FCL Builders LLC	166	Jingoli - DCO	164
Adolfson & Peterson Inc.	103	CDI Contractors	376	Ferreira Construction Co. Inc.	180	Joeris General Contractors Ltd.	159
AECOM	4	CDM Smith	236	Ferrovial US Construction Corp.	55	GE Johnson	127
Aegion Corp.	80	CG Schmidt Inc.	217	J. H. Findorff & Son Inc.	136	Johnstone Moyer, Inc.	370
Ajax Building Corp.	397	Chanen Construction Co. Inc.	304	Flatiron Construction Corp.	51	Jordan Foster Construction LLC	255
Alberici-Flintco	37	William Charles Construction LLC	312	Fluor Corp.	2	W.M. Jordan Co.	175
Alston Construction	95	D.F. Chase Inc.	262	J. Fletcher Creamer & Son Inc.	163	Juneau Construction Co.	298
American Bridge Co.	278	Chasse Building Team	349	Fort Myer Construction Corp.	338	K	
Ames Construction Inc.	101	China Construction America/Plaza Construction	46	Fortis Construction Inc.	141	M.B. Kahn Construction Co. Inc.	230
Andersen Construction	121	Choate Construction Co.	67	Fortune-Johnson Inc.	377	Kajima Building & Design Group Inc.	263
RC Andersen LLC	201	The Christman Co.	110	Frana Cos. Inc.	386	KAST Construction	172
Anderson Columbia Co. Inc.	170	The CIANBRO Cos.	92	G		Kaufman Lynn Construction	387
Dick Anderson Construction Inc.	353	Cives Steel Co.	199	Garney Holding Co.	99	KBE Building Corp.	371
Andres Construction Services	222	Clancy & Theys Construction Co.	165	Gemma Power Systems	105	KBR Inc.	45
APTIM	97	Clark Group	11	GH Phipps Construction Cos.	275	KBS Inc.	330
Arch-Con Construction	301	W.G. Clark Construction Co.	365	Ghilotti Construction Co.	343	Kelley Construction Inc.	388
ARCO Construction Cos.	49	Clayco Inc.	36	Gibbs Construction LLC	393	Lee Kennedy Co. Inc.	243
Aristeo Construction	189	Clune Construction Co.	87	Gilbane Building Co.	12	Key Construction Inc.	352
Aurora Contractors Inc.	354	CNY Group	258	GLY Construction	169	Kiewit Corp.	5
Austin Industries	34	Coakley & Williams Construction Inc.	391	Granger Construction Co.	202	Kinsley Construction Inc.	161
AvalonBay Communities Inc.	113	Coastal Construction Group	149	Granite Construction Inc.	24	Kitchell Corp.	162
B		Columbia Construction Co.	311	Gray Construction	73	Klinger Cos. Inc.	227
Baldwin & Shell Construction Co.	385	Commercial Contracting Corp.	181	Graycor	156	Knutson Construction	197
Balfour Beatty US	14	The Conlan Co.	88	Great Lakes Dredge & Dock Co.	116	Albert C. Kobayashi Inc.	233
Barnard Construction Co. Inc.	139	Consigli Building Group Inc.	59	Grunley Construction Co. Inc.	207	Kokosing Inc.	54
Barnhill Contracting Co.	158	The Conti Group	245	H		The Korte Co.	241
Barr & Barr Inc.	284	Continental Building Co.	289	H&M Co. Inc.	269	KPRS Construction Services Inc.	145
Bartlett Brainard Eacott Inc.	380	Contrack Watts Inc.	248	The Hanover Co.	122	Kraemer North America LLC	317
Bartlett Cocke General Contractors	118	COPE Construction Group	90	BL Harbert International	70	Kraus-Anderson Construction Co.	109
Barton Malow Co.	28	CRB	223	Harkins Builders Inc.	274	L	
Batson-Cook Co.	184	Crossland Construction Co. Inc.	64	Harper Construction Co. Inc.	392	Lane Industries Inc.	41
BBL Construction Services LLC	215	Crowder Constructors Inc.	264	The Harper Corp. General Contractors	369	Las Vegas Paving Corp.	188
BCCI Construction Co. Inc.	279	CSI Construction Co., dba. Colorado Structures Inc.	318	David E. Harvey Builders Inc.	82	Layton Construction Co. LLC	50
Bechtel	1	J.P. Cullen and Sons Inc.	288	Haselden Construction	277	Lease Crutcher Lewis	131
The Beck Group	57	D		Haskell	91	LeChase Construction Services LLC	104
Bell & Associates Construction LP	364	Danis	257	Hathaway Dinwiddie Construction Co.	76	The Lemoine Co.	272
Bernards	155	James G. Davis Construction Corp.	89	Hawaiian Dredging Construction Co. Inc.	148	Lendlease	18
Big-D Construction Corp.	61	Day & Zimmermann	66	Hawkins Construction Co.	366	Leopardo Cos. Inc.	194
Blifinger Industrial Services N. America Holding Inc.	115	dck worldwide LLC	295	Haydon Building Corp.	336	Level 10 Construction	60
Black & Veatch	40	Deacon Construction LLC	177	Hensel Phelps	21	Lee Lewis Construction Inc.	124
Frank L. Blum Construction Co.	398	DeAngelis Diamond	225	HERZOG	135	Linbeck Group LLC	309
Blythe Development Co.	350	Dellbrook JKS	235	Hill & Wilkinson General Contractors	209	Lincoln Builders Inc.	383
BMWC Constructors Inc.	302	Leon D. DeMatteis Construction Corp.	356	Hillwood Construction Services	251	TA Loving Co.	335
BNBuilders	256	Dennis Group	314	HITT Contracting	43	Lusardi Construction Co.	315
Boh Bros. Construction Co. LLC	332	DEPCOM Power	357	Hoar Construction LLC	96	Lydig Construction Inc.	316
The Boldt Co.	83	Devcon Construction Inc.	42	Hoffman Corp.	52	Lyles Construction Group	286
Bowen	310	PJ Dick - Trumbull - Lindy Paving	93	Holder Construction Co.	22	M	
Bozzuto Construction Co.	205	Dimeo Construction Co.	198	Hollister Construction Services	339	M+W GROUP	114
Bradbury Stamm Construction Inc.	238	Dome Construction Corp.	300	Holt Construction Corp.	359	J.T. Magen & Co. Inc.	84
Brahma Group Inc.	344	Donley's	324	EW Howell Construction Group	327	Manhattan Construction Group	58
The Branch Group Inc.	229	Donohoe Construction Co.	253	Hunter Roberts Construction Group LLC	78	Manson Construction Co.	196
Brasfield & Gorrie LLC	27	Doster Construction Co. Inc.	247	Hunzinger Construction Co.	333	Market & Johnson Inc.	260
Brinkmann Constructors	216	DPR Construction	15	Hutton Construction	348	Martin-Harris Construction	193
Vance Brown Inc.	271	Dragados North America	30	I		Mascaro Construction Co. LP	319
Bryan Construction	396	C.W. Driver Cos.	138	i+iconUSA	340	Matrix Service Co.	74
Buch Construction Inc.	368	Drymalla Construction Co. Inc.	204	Ideal Contracting	293	MATT Construction	176
Build Group Inc.	143	Duke Construction	128	IHC Construction Cos. LLC	390	McCarthy Holdings Inc.	20
Bulley & Andrews	203	JE Dunn Construction Group	25	IMC Construction	259	McCarthy Improvement Co.	323
Burns & McDonnell	72	E		Infrastructure & Energy Alternatives LLC	187	McCownGordon Construction	186
Butz Enterprises Inc.	320	ECC	244	INTECH Construction	246	McGough	129
Byrne Construction Services	384	Edifice Inc.	345	Interstate Highway Construction Inc.	313	James McHugh Construction Co.	112
C		Elford Inc.	239	IPS-Integrated Project Services LLC	373	MCM	240
Caddell Construction Co. (DE) LLC	195	Embree Construction Group Inc.	355	J		The McShane Cos.	123
Cahill Contractors	231	EMJ Corp.	86	Jacobs	29	MEDCO Construction	378
Cajun Industries LLC	140	Engineered Structures Inc. (ESI)	206	Jacobsen Construction Co. Inc.	108		
Callahan Inc.	221	Epstein	308	The Jaynes Cos.	292		
Cardi Corp.	294	Executive Construction Inc.	305	Jingoli - DCO	164		
Carroll Daniel Construction Co.	381	Exel Pacific Inc.	191	Joeris General Contractors Ltd.	159		

Where To Find the Top 400

FIRM	RANK	FIRM	RANK	FIRM	RANK	FIRM	RANK
Messer Construction Co.	75	PCIRoads LLC	395	Satterfield & Pontikes Construction Inc.	178	Triton Construction Co. LLC	214
CR Meyer	331	PCL Construction Enterprises Inc.	7	Saulsbury Industries Inc.	144	Truebeck Construction	126
Michels Corp.	38	T.B. Penick & Sons Inc.	372	Saunders Construction Inc.	132	The Turner Corp.	3
The Middlesex Cos.	211	The PENTA Building Group	306	Schimenti Construction Co.	299	Turner Industries Group LLC	31
Milender White	347	Pepper Construction Group	68	Security Paving Co. Inc.	307	Tutor Perini Corp.	10
Millie and Severson General Contractors	218	Performance Contractors Inc.	69	Sellen Construction Co.	94		
Miron Construction Co. Inc.	81	Permix Group, Inc.	280	SEMA Construction, Inc.	346	V	
Moorefield Construction Inc.	363	Phillips & Jordan Inc.	173	Sevenson Environmental Services Inc.	382	James R. Vannoy & Sons Construction Co. Inc.	160
Morley Builders Inc.	232	The Pike Cos. Ltd.	153	Shaw Construction	291	VCC LLC	98
Mortenson	17	Pioneer Construction	273	Shawmut Design and Construction	63	Vecellio Group Inc.	210
Moss	71	Power Construction Co. LLC	62	Shiel Sexton Co. Inc.	224		
MW Builders, Inc.	322	Pride One Construction	360	Skanska	6	W	
MYCON General Contractors	261	Primoris Services Corp.	33	Skender	208	Wagman Inc.	358
Allan Myers Inc.	111	Primus Builders Inc.	296	Sletten Construction	297	Walbridge	48
N		Prince Contracting, LLC	329	C D Smith Construction	183	Walker & Co. Inc.	389
Nabholz Construction	107	Q		SNC-Lavalin Inc.	106	Walsh Construction Co.	212
Nan Inc.	265	Q&D Construction	326	Southland Holdings	117	The Walsh Group	13
NEI General Contracting	375	Quandel Enterprises Inc.	362	SpawGlass Holding LP	168	T N Ward Co.	399
New Enterprise Stone & Lime Co. Inc.	133			Stacy and Witbeck Inc.	228	Webcor	35
New South Construction Co.	254	R		Staker Parson Cos.	190	Weeks Marine Inc.	130
Nibbi Brothers General Contractors	252	R&O Construction	281	Stantec Inc.	157	Weis Builders Inc.	220
T.G. Nickel & Associates LLC	213	RailWorks Corp.	125	Stellar	151	The Weitz Co. & Affiliates	47
O		E.E. Reed Construction	102	Sterling Construction Co. Inc.	85	Wespac Construction	303
O&G Industries Inc.	321	Remedial Construction Services LP	394	Stevens Construction Corp.	334	Wharton-Smith Inc.	219
OHL USA Inc.	56	River City Construction LLC	270	Strike	53	The Whiting-Turner Contracting Co.	8
Okland Construction Co. Inc.	77	RJM Construction	341	Structure Tone	16	Wieland	276
R.D. Olson Construction Inc.	325	Robins & Morton	79	Suffolk	23	F.A. Wilhelm Construction Co. Inc.	100
Oltmans Construction Co.	120	Rockford Construction Co.	250	Sukut Construction LLC	351	Williams Brothers Construction Co. Inc.	152
O'Neil Industries Inc.	134	Rodgers Builders Inc.	192	Summit Contracting Group Inc.	242	Wohlsen Construction Co.	268
The Opus Group	179	Rogers-O'Brien Construction Co.	200	Sundt Construction Inc.	65	Wood plc	32
Orion Group Holdings Inc.	154	Roncetti Inc.	290	Superior Construction Holding Co. Inc.	249	S.T. Wooten Corp.	287
C. Overaa & Co.	267	Rudolph Libbe Cos. Inc.	137	Swinerton	19	Y	
P		Ryan Cos. US Inc.	44	T		The Yates Cos. Inc.	39
PARIC Holdings	150	Rycon Construction Inc.	226	Tariton Corp.	374		
Parkway	282			Teichert Construction	119	Z	
Parsons	182	S		Tellepsen	147	Zachry Construction Corp.	234
F.H. Paschen	142	S&B Engineers and Constructors Ltd. & Affil.	167	Terminal Construction Corp.	379	Zachry Group	26
PC Construction Co.	146	Samet Corp.	266	Tonn and Blank Construction LLC	283		
				Torcon Inc.	171		
				Traylor Bros. Inc.	185		
				Tri-North Builders Inc.	361		

2018 Top 400 Contractors – Subsidiaries by Rank

Rank Company Subsidiary

Rank Company Subsidiary

1 Bechtel

*Bantrel Co.
Bechtel Construction Operations Inc.
Bechtel Corp.
Bechtel Infrastructure and Power Corp.
Bechtel Ltd.
Bechtel Oil, Gas & Chemicals*

2 Fluor Corp.

*Fluor Constructors International Inc.
Fluor Enterprises Inc.*

4 AECOM

*AECOM Hunt
AECOM Tishman*

5 Kiewit Corp.

*Cherne Contracting Corp.
Construction Kiewit Cie
Kiewit Building Group Inc.
Kiewit Construction Services ULC
Kiewit Energy Group Inc.
Kiewit Engineering Group Inc.
Kiewit Infrastructure Co.
Kiewit Infrastructure South Co.
Kiewit Infrastructure West Co.
Kiewit Offshore Services Ltd.
Mass. Electric Construction Co.
Peter Kiewit Sons ULC
T.E. Ibberson Co.*

6 Skanska

*Skanska USA Building
Skanska USA Civil*

7 PCL Construction Enterprises Inc.

*Nordic PCL Construction Inc.
PCL Construction Enterprises Inc.
PCL Construction Inc. (Corona, CA; Phoenix, AZ; Tampa, FL)
PCL Construction Management Inc.
PCL Construction Resources (USA) Inc.
PCL Construction Resources Inc.
PCL Construction Services Inc.(Denver, CO; Minneapolis, MN; Los Angeles/San Diego, CA; Miami/Orlando, FL; Seattle, WA; Anchorage, AK)
PCL Constructors Canada Inc.
PCL Constructors Westcoast Inc.
PCL Energy Inc.
PCL Industrial Construction Co. (Houston, TX; Atlanta, GA; Lake Charles, LA)*

*PCL Industrial Constructors Inc.
PCL Industrial Management Inc.
PCL Industrial Services Inc. (Bakersfield & Long Beach, CA)
PCL Intracon Power Inc.*

9 CB&I

*Arabian CBI Ltd.
CB&I LLC
CB&I Lummus BV
CB&I UK Ltd.
CBI Co. Ltd.
CBI Constructors Pty. Ltd.
CBI Constructors SA (Pty) Ltd.
CBI Eastern Anstalt
CBI Venezolana SA
Horton CBI Ltd.*

10 Tutor Perini Corp.

*Becho Inc.
Black Construction
Frontier - Kemper
Lunda Construction
Perini Management Services
Roy Anderson Corp.
Tutor Perini Building Corp.
Tutor Perini Civil Construction*

11 Clark Group

*Atkinson Construction
C3M Power Systems
CBG Building Co.
Edgemoor Real Estate and Infrastructure
S2N Technology Group*

12 Gilbane Building Co.

Gilbane Federal

13 The Walsh Group

*Archer Western
Walsh Construction*

14 Balfour Beatty US

*Balfour Beatty Communities
Balfour Beatty Construction
Balfour Beatty Infrastructure
Balfour Beatty Rail*

16 Structure Tone

*Govan Brown Associates Ltd.
LF Driscoll Co. LLC
Pavarini McGovern LLC*

2018 Top 400 Contractors – Subsidiaries by Rank

Rank Company Subsidiary

Rank Company Subsidiary

Pavarini North East Construction Co. LLC
Structure Tone LLC
Structure Tone Southwest LLC

Asset Solutions Americas
Environmental & Infrastructure Solutions
M. A. Mortenson Co.
Mortenson International Inc.

18 Lendlease

Lendlease (US) Construction Inc.
Lendlease (US) Construction LMB Inc.
Lendlease (US) Telecom Holdings LLC
Lendlease Energy Development LLC

33 Primoris Services Corp.

ARB Inc.
Primoris I&M, Industrial, Heavy Civil
Rockford Corp.

20 McCarthy Holdings Inc.

MC Industrial Inc.
McCarthy Building Cos. Inc.

34 Austin Industries

Austin Bridge & Road
Austin Commercial

21 Hensel Phelps

Hense Phelps Services
Hensel Phelps Development

36 Clayco Inc.

CRG
Forum Studio
Ventana

23 Suffolk

Liberty Construction Services
Liberty Equipment & Suppl

39 The Yates Companies Inc.

American Industrial Construction
Blaine Construction Corp.
Jesco Inc.
Jesco Maintenance Corp.
MEI Electrical Inc.
Merit Electrical Inc.
Superior Asphalt Inc.
W.G. Yates & Sons Construction Co.
Yates Engineers LLC

Y Liberty West

24 Granite Construction Inc.

Garco Testing Laboratories
Granite Construction Co.
Granite Construction Northeast
Intermountain Slurry Seal Inc.

40 Black & Veatch

Black & Veatch Contracting
Black & Veatch Management Consulting
Black & Veatch Oil & Gas
Black & Veatch Power
Black & Veatch Special Projects
Black & Veatch Telecom

26 Zachry Group

Ambitech Engineering
Zachry Engineering Corp.
Zachry Industrial Inc.
Zachry Nuclear Inc.

29 Jacobs

All Jacobs subsidiaries related to Jacobs
Engineering Group Inc.

41 Lane Industries Inc.

SA Healy Co. (Merged into The Lane
Construction Corp. on 12/31/17)
The Lane Construction Corp.

30 Dragados North America

Dragados Canada Inc.
Dragados USA Inc.
J.F. White Contracting Co.
Prince Contracting LLC
Pulice Construction Inc.
Schiavone Construction Co. LLC

45 KBR Inc.

Granherne (Perth, Australia)
Granherne (Houston, TX)
GVA

31 Turner Industries Group LLC

Turner Industrial Maintenance
Turner Specialty Services

46 China Construction America/Plaza Construction

CCA Bahamas
CCA CIVIL

32 Wood plc

2018 Top 400 Contractors – Subsidiaries by Rank

Rank Company Subsidiary

Rank Company Subsidiary

CCA Panama
CCA South Carolina

47 The Weitz Co. & Affiliates

The Weitz Co. LLC, CO
The Weitz Co. LLC, IA
The Weitz Co. LLC, FL
The Weitz Co. LLC, MN
The Weitz Co. LLC, AZ
The Weitz Co. LLC, NE
The Weitz Co. LLC, KN
Weitz Industrial Services Group LLC, FL
Weitz Industrial Services Group LLC, IA
Weitz Industrial Services Group LLC, MN

48 Walbridge

Carlson Walbridge
Walbridge Aldinger Co. (Chicago, IL)
Walbridge Aldinger Co. (Tampa, FL)
Walbridge Aldinger Co. (Detroit & Kalamazoo, MI)
Walbridge Argentina
Walbridge Canada
Walbridge do Brazil
Walbridge East
Walbridge Industrial Process (Davenport, IA)
Walbridge Industrial Process (Chicago, IL)
Walbridge Industrial Process (Pittsburgh, PA)
Walbridge Industrial Process (Detroit, MI)
Walbridge Southeast (Greenville, SC)
Walbridge Southeast (Charlotte, NC)
Walbridge Technologies
Walbridge West

49 ARCO Construction Cos.

ARCO Construction Co. Inc.
ARCO Design/Build Inc.
ARCO Design/Build Northeast Inc.
ARCO Design/Build Southwest Inc.
ARCO Holdings Inc.
ARCO National Construction - KC Inc.
ARCO/Murray Construction Co.
ARCO/Murray National Chicago Inc.
ARCO/Murray National Construction Co. Inc.
ARCO/Murray National Dallas Inc.
ARCO/Murray National Denver Inc.
ARCO/Murray National Nashville Inc.
ARCO/Murray National NorCal Inc.
ARCO/Murray National Process Solutions Inc.

51 Flatiron Construction Corp.

Flatiron Constructors Canada Ltd.

Flatiron Constructors Inc.
Flatiron West Inc.
Flatiron Equipment Constructors Canada Ltd.

52 Hoffman Corp.

HCC AZ
HCC NM
HCC of America
HCC OR
HCC WA
Hoffman Mechanical
Hoffman Yard
HSI
Ming Surveyors

53 Strike

Crossfire LLC
Delta Directional Drilling LLC

54 Kokosing Inc.

Area Aggregates LLC
Corman Kokosing Construction Co.
Corna Kokosing Construction Co.
Integrity Kokosing Pipeline Services
Kokosing Construction Co. Inc.
Kokosing Industrial Inc.
Kokosing Materials Inc.
McGraw/Kokosing Inc.
Third Gen Inc.

55 Ferrovial US Construction Corp.

Ferrovial Agroman US Corp.
Webber LLC

56 OHL USA Inc.

Community Asphalt Corp.
Judlau Contracting Inc.
OHL Building Inc.

58 Manhattan Construction Group

Cantera Concrete Co.
Manhattan Construcion Co.
Manhattan International Construction Co. Ltd.
Manhattan Road & Bridge Co.
SAFEZONE LLC
Spectrum Contracting Inc.

61 Big-D Construction Corp.

Big-D Construction - Lindon
Big-D Construction - Midwest
Big-D Construction - Ogden
Big-D Construction - Pacific

2018 Top 400 Contractors – Subsidiaries by Rank

Rank Company Subsidiary

Rank Company Subsidiary

	<i>Big-D Signature</i>		<i>Benham, a Haskell Co.</i>
	<i>Johnson Carrier</i>		<i>FreemanWhite, a Haskell Co.</i>
66	Day & Zimmermann		<i>H.R. Gray, A Haskell Co.</i>
	<i>Day & Zimmermann (Satellite Office), Goodyear, AZ</i>		<i>The Haskell Co. de Mexico</i>
	<i>Day & Zimmermann (Satellite Office), Birmingham, AL</i>	92	The CIANBRO Cos.
	<i>Day & Zimmermann (Satellite Office), Denton, WV</i>		<i>Cianbro Corp.</i>
	<i>Day & Zimmermann Management Services Inc.</i>		<i>Cianbro Fabrication & Coating</i>
	<i>Day & Zimmermann NPS Inc.</i>		<i>Starcon International</i>
	<i>dba DZNPS Day & Zimmermann International Inc.</i>	93	PJ Dick - Trumbull - Lindy Paving
	<i>Mason & Hanger (Glen Allen, VA)</i>		<i>Gulisek Construction</i>
	<i>Mason & Hanger (Lexington, KY)</i>		<i>Stateline Paving</i>
	<i>The Atlantic Group Inc.</i>	99	Garney Holding Co.
68	Pepper Construction Group		<i>Contract Watts / Garney JV</i>
	<i>Pepper Construction Co.</i>		<i>Garney / Wharton-Smith JV</i>
	<i>Pepper Construction Co. of Ohio</i>		<i>Garney Cos. Inc.</i>
	<i>Pepper Environmental Technologies</i>		<i>Garney Federal Inc.</i>
72	Burns & McDonnell		<i>Garney P3 LLC</i>
	<i>Burns & McDonnell I - Canada</i>	100	F.A. Wilhelm Construction Co. Inc.
	<i>Burns & McDonnell - India</i>		<i>Freitag-Weinhardt</i>
73	Gray Construction		<i>Industrial Electric</i>
	<i>Gray Development</i>		<i>Poynter</i>
	<i>Gray-I.C.E. Builders Inc.</i>		<i>RSQ Fire Protection</i>
	<i>Spencer Bristol Engineering</i>	102	E.E. Reed Construction
	<i>WS Construction</i>		<i>Davis/Reed Construction Inc.</i>
74	Matrix Service Co.		<i>E.E. Reed Construction LP (Herndon, VA)</i>
	<i>Matrix Applied Technologies</i>		<i>E.E. Reed Construction LP (Sugar Land, TX)</i>
	<i>Matrix NAC</i>		<i>Zapalac/Reed Construction LP</i>
	<i>Matrix Service Inc.</i>	103	Adolfson & Peterson Inc.
85	Sterling Construction Co. Inc.		<i>AP Midwest</i>
	<i>Myers & Sons Construction</i>		<i>AP Mountain States</i>
	<i>Ralph L. Wadsworth</i>		<i>AP Southwest</i>
	<i>Road & Highway Builders</i>		<i>AP Wyoming</i>
	<i>Tealstone Commercial</i>	105	Gemma Power Systems
	<i>Tealstone Residential</i>		<i>Gemma Plant Operations LLC</i>
	<i>Texas Sterling Construction</i>		<i>Gemma Renewable Power</i>
86	EMJ Corp.	106	SNC-Lavalin Inc.
	<i>EMJ Hospitality</i>		<i>Astoria Project Partners II LLC</i>
	<i>RedStone Construction</i>		<i>Atkins Energy - Nuclear</i>
	<i>Signal Energy Constructors</i>		<i>Atkins North America</i>
91	Haskell		<i>Faithful & Gould</i>
			<i>SNC-Lavalin Engineers & Constructors Inc.</i>
			<i>The SNC-Lavalin Corp.</i>
			<i>Valerus Field Solutions Holdings LLC</i>

2018 Top 400 Contractors – Subsidiaries by Rank

Rank Company Subsidiary

Rank Company Subsidiary

114 M+W Group

M+W Group (Chandler, AZ)
M+W Group (Burlington, NC)
M+W Group (Plano, TX)
M+W Group (Provo, UT)

116 Great Lakes Dredge & Dock Co.

Great Lakes Dredge & Dock LLC
Great Lakes Environmental

117 Southland Holdings

Heritage Corp.
Johnson Bros. Corp.
Southland Contracting
Southland Mole of Canada

123 The McShane Cos.

Cadence McShane Construction Co.
McShane Construction Co.

125 RailWorks Corp.

L.K. Comstock National Transit
L.K. Comstock New York City
PNR RailWorks
RailWorks Corp.
RailWorks Maintenance of Way
RailWorks Signals and Communications
RailWorks Track Services
RailWorks Track Systems
RailWorks Transit

127 GE Johnson

GE Johnson Construction Co.
HW Houston Construction
Schmeuser & Associates

130 Weeks Marine Inc.

Healy Tibbitts Builders Inc.
McNally Construction
North American Aggregates

132 Saunders Construction Inc.

Heath Construction LLC
Saunders Express LLC

134 O'Neil Industries Inc.

Honnold Constr. Management of CA
Southland Constructors Inc.
W.E. O'Neil Construction Co.
W.E. O'Neil Construction Co. of California
W.E. O'Neil Construction Co. of Colorado
W.E. O'Neil Construction Co. of San Diego

135 HERZOG

Herzog Contracting Corp.
Herzog Railroad Services Inc.
Herzog Technologies Inc.
Herzog Transit Services Inc.
Transit America Services Inc.

137 Rudolph Libbe Cos. Inc.

GEM Energy LLC
GEM Facility Management LLC
GEM InCorp.
Rudolph Libbe Inc

138 C.W. Driver Cos.

Driver SPG
Good & Roberts

139 Barnard Construction Co. Inc.

Barnard Bessac JV
Barnard Impregilo Healy JV
Barnard of Canada Inc.
Barnard of Nevada Inc.
Barnard Pipeline

140 Cajun Industries LLC

Cajun Constructors LLC (Baton Rouge, LA)
Cajun Constructors LLC (LaPorte, TX)
Cajun Engineering Solutions LLC
Cajun Industrial Design & Construction LLC
(Baton Rouge, LA)
Cajun Industrial Design & Construction LLC
(LaPorte, TX)
Cajun Maritime LLC

143 Build Group Inc.

Build Group Inc.
Pacific Structures Inc.

144 Saulsbury Industries Inc.

Saulsbury Industries
Saulsbury Maintenance & Construction

145 KPRS Construction Services Inc.

Bergman KPRS LLC
KPRS Hawaii Construction Inc.

147 Tellepsen

Tellepsen Builders
Tellepsen Industrial
TI Constructors

2018 Top 400 Contractors – Subsidiaries by Rank

Rank Company Subsidiary

Rank Company Subsidiary

149 Coastal Construction Group

*Coastal Condominiums
Coastal Construction Co.
Coastal Construction of Miami-Dade
Coastal Homes*

150 PARIC Holdings

*Cooperative Building Solutions
Henning Cos.
PARIC Corp.*

153 The Pike Cos. Ltd.

*LECESSE Construction Services
The Pike Co. Inc.*

154 Orion Group Holdings Inc.

*Orion Marine Group
Schneider Engineering & Consulting
TAS Commercial Concrete*

156 Graycor

*Graycor Construction Co. Inc.
Graycor Industrial Constructors Inc.*

157 Stantec Inc.

*MWH Constructors Inc.
Stantec Architecture Inc.
Stantec Consulting Services Inc.*

161 Kinsley Construction Inc.

R&C Heavy Mechanical LLC

162 Kitchell Corp.

*Absher Kitchell A Joint Venture
Au Authum Ki/Kitchell LLC
BDK Management A Joint Venture
BITCO Kitchell a Joint Venture
GE Johnson Kitchell Joint Venture
HK A Joint Venture
Kitchell CEM
Kitchell Contractors
Kitchell Custom Homes*

163 J. Fletcher Creamer & Son Inc.

*Cream Ridge Construction
Creamer Sanzari Joint Venture*

164 Jingoli - DCO

*DCO Essex Energy LLC
DCO Operations LLC
DM Plant Services LLC
Goldstar Energy Group Inc.*

*JDC Energy Services LLC
Jingoli Power LLC
JJS Management Services LLC
Strategic Program Support LLC
Sustainable Engineering Services LLC*

167 S&B Engineers and Constructors Ltd. & affil.

*Ford, Bacon & Davis LLC
S&B Engineers and Constructors Ltd.
S&B Group International Ltd.
S&B Infrastructure Private Ltd.
S&B Modular Operations Ltd.
S&B Northeast Operations Ltd.
S&B Plant Services Ltd.*

168 SpawGlass Holding LP

*SpawGlass Construction Corp.
SpawGlass Contractors Inc.*

170 Anderson Columbia Co. Inc.

*A Mining Co.
Junction City Mining
Suwannee American Cement*

174 FCI Constructors Inc.

*FCI Constructors of New Mexico LLC
FCI Constructors of Wyoming LLC*

177 Deacon Construction LLC

*Deacon Construction LLC
Deacon Corp.
Deacon Corp. of Washington*

178 Satterfield & Pontikes Construction Inc.

*Rollcon
Westway Construction Services*

180 Ferreira Construction Co. Inc.

*Ferreira Coastal Construction Co
Ferreira Construction Southern Division*

181 Commercial Contracting Corp.

*Commercial Contracting de Mexico
Tooles Contracting Group*

182 Parsons

*Parsons Environment & Infrastructure Group
Inc.
Parsons Government Services Inc.*

184 Batson-Cook Co.

2018 Top 400 Contractors – Subsidiaries by Rank

Rank Company Subsidiary

Rank Company Subsidiary

Batson-Cook of Tampa Inc.
Batson-Cook Residential Inc.
Batson-Cook/Danis Joint Venture
Batson-Cook/Swinerton Joint Venture
Century Building Materials Co.
Multi-Family Bayshore LLC

187 Infrastructure & Energy Alternatives LLC

IEA Renewable Energy LLC
White Construction Inc.

189 Aristeo Construction

Aristeo Installation

196 Manson Construction Co.

Manson Gulf LLC

197 Knutson Construction

Knutson Construction (Rochester, MN)
Knutson Construction (Minneapolis, MN)

203 Bulley & Andrews

Bulley & Andrews Concrete Restoration
Bulley & Andrews Masonry Restoration

205 Bozzuto Construction Co.

Bozzuto Building Co.
Bozzuto Construction Co.
Bozzuto Contractors Inc.

210 Vecellio Group Inc.

Hal Jones Contractor Inc.
Ranger Construction Industries
Vecellio & Grogan Inc.

211 The Middlesex Cos.

Massachusetts Ready-Mix LLC
Middlesex Asphalt LLC
Middlesex Paving LLC

212 Walsh Construction Co.

Contractors Equipment Co.
RDF Builders

222 Andres Construction Services

Andres Program Management LLC

224 Shiel Sexton Co. Inc.

Anova Technical Services

227 Klinger Cos. Inc.

Gleeson Constructors & Engineers LLC

Klinger Constructors LLC
W.A. Klinger LLC

229 The Branch Group Inc.

Branch and Associates Inc.
Branch Civil Inc.

232 Morley Builders Inc.

Benchmark Contractors Inc.
Morley Construction Co.

234 Zachry Construction Corp.

Zachry Federal Construction Corp.
Zachry Underground & Utility Services

236 CDM Smith

CDM Constructors Inc
CDM International Inc.
The Louis Perry Group

238 Bradbury Stamm Construction Inc.

Bradbury Stamm Contractors Inc.
Winkelman Building Co. LLC

241 The Korte Co.

Korte Design

242 Summit Contracting Group Inc.

Summit Commercial Group LLC

244 ECC

ECC Constructors LLC
ECC Energy Solutions
ECCI
ECCO GmbH

249 Superior Construction Holding Co. Inc.

Superior Construction Co. Inc.
Superior Construction Southeast LLV

264 Crowder Constructors Inc.

Crowder Construction Co.
Crowder Industrial Construction LLC

269 H&M Co. Inc.

Electrical Systems Co. LLC
H&M Architects/Engineers Inc.
H&M Industrial Services Inc.

272 The Lemoine Co.

Matrix Building Systems

2018 Top 400 Contractors – Subsidiaries by Rank

Rank Company Subsidiary

Rank Company Subsidiary

273 Pioneer Construction

*Metal Tech Building Solutions
Tailored Building Systems*

277 Haselden Construction

*Haselden Resort Constructors
Haselden Wyoming Constructors*

278 American Bridge Co.

America Bridge Bahamas

280 Pernix Group Inc.

*BE&K BG (Raleigh, NC)
BE&K BG (Chicago, IL)
BE&K BG (Greenville, SC)
BE&K BG (Washington, DC)
BE&K BG (Charleston, SC)
BE&K BG (Charlotte, NC)
Pernix Fiji Ltd.
Pernix Guam Ltd.*

286 Lyles Construction Group

*American Paving Co.
New England Sheet Metal and Mechanical Co.
W. M. Lyles Co.*

291 Shaw Construction

*Shaw Builders LLC
Shaw Construction LLC*

292 The Jaynes Cos.

*Jaynes Corp.
Jaynes Structures*

295 dck worldwide LLC

*dck Bahamas
dck Bermuda
dck Dominica
dck FWF
dck international LLC
dck Jamaica
dck pacific
dck St. Maarten
dck worldwide LLC*

296 Primus Builders Inc.

*Primus Builders Inc.
Primus Design Services LLC*

297 Sletten Construction

*SCC Energy Services Inc.
SCC Inspection Services Inc.*

*Sletten Construction Co.
Sletten Construction of Nevada Inc.*

303 Wespac Construction

*Wespac Communities
Wespac Construction*

307 Security Paving Co. Inc.

*Recycled Base Materials
Security Paving Co. Inc.*

308 Epstein

*Epstein Architecture and Engineering SRL
Epstein sp. z o.o.*

312 William Charles Construction LLC

*Ragnar Benson LLC
William Charles Electric
William Charles Materials*

314 Dennis Group

*Dennis Brasil Engenharia Ltda.
Dennis Group International, Unipessoal Lda.
Tech4Food Engineering & Innovation Lda.
The Dennis Engineering Group LLC
The Dennis Group Inc.*

318 CSI Construction Co., dba. Colorado Structures Inc.

CSI Construction Co., dba. Colorado Structures Inc.

319 Mascaro Construction Co. LP

*Mascaro Contracting LP
Mascaro Specialty Services LP*

320 Butz Enterprises Inc.

*Alexander Building Construction Co.
Alvin H. Butz Inc.
Procida Butz*

340 i+iconUSA

*Fay, an i+iconUSA Co. (Baltimore, MD)
Fay, an i+iconUSA Co. (Pittsburgh, PA)
i+iconSoutheast (Tampa and Orlando, FL)
i+iconSoutheast (Virginia Beach, VA)*

342 Absher Construction Co.

Vanguard Contractors

346 SEMA Construction Inc.

SEMA Precast Inc.

2018 Top 400 Contractors – Subsidiaries by Rank

Rank Company Subsidiary

Rank Company Subsidiary

347 Milender White

Tah Yas JVI

358 Wagman Inc.

Wagman Construction Inc.

Wagman Heavy Civil Inc.

359 Holt Construction Corp.

Holt Construction Corp. (Boston, MA Office)

Holt Construction Corp. (Houston, TX Office)

Holt Construction Corp. (Newark, NJ Office)

Holt Construction Corp. (Irving, TX Office)

360 Pride One Construction

Pride One Construction

361 Tri-North Builders Inc.

TNB Supply LLC

362 Quandel Enterprises Inc.

J. Vinton Schafer & Sons Inc.

Performance Construction Services Inc.

QEI Construction Group LLC

Quandel Construction Group Inc.

365 W.G. Clark Construction Co.

W.G. Clark Construction Co.

373 IPS-Integrated Project Services LLC

Integrated Project Services International Pvt.

IPS - Biopharmaceutical Technical Consulting

IPS - Integrated Project Services GmbH

IPS - Integrated Project Services Ltd.

IPS - Integrated Project Services Pvt. Ltd.

IPS - Integrated Project Services ULC

IPS - Integrated Project Services, Ireland Ltd.

IPS - Mehtalia Private Ltd.

376 CDI Contractors

CDI Contractors (Brentwood, TN)

CDI Contractors (North West, AR)

378 MEDCO Construction

MEDCO Millwork

379 Terminal Construction Corp.

Dinallo Construction Corp.

Terminal Construction Corp.

383 Lincoln Builders Inc.

Lincoln Builders of Ruston Inc.

Lincoln Builders of Texas Inc.

387 Kaufman Lynn Construction

Gulf Coast Community Builders (GCCB)

393 Gibbs Construction LLC

Gibbs Residential LLC

394 Remedial Construction Services LP

Recon Services Inc.

Recon Servicios Ambientales Puerto Rico LLC

400 Jay Cashman Inc.

*Cashman Dredging & Marine Contracting Co.
LLC*

Cashman Dredging International

IPC Lydon

Pre-Load International

Sterling Equipment

Where the 2018 Top 400 Contractors Worked

Region Country Company

A. NORTH AMERICA

CANADA

AECOM
Aegion Corp.
Alberici-Flintco
American Bridge Co.
Ames Construction Inc.
APTIM
ARCO Construction Cos.
Aristeo Construction
Balfour Beatty US
Barnard Construction Co. Inc.
Barton Malow Co.
Bechtel
Black & Veatch
Brahma Group Inc.
Burns & McDonnell
CB&I
Clune Construction Co.
DPR Construction
Dragados North America
ECC
Epstein
Flatiron Construction Corp.
Fluor Corp.
Gilbane Building Co.
Gray Construction
Haskell
HERZOG
HITT Contracting
IPS-Integrated Project Services LLC
Jacobs
Jingoli - DCO
KBR Inc.
Kiewit Corp.
Matrix Service Co.
Michels Corp.
Mortenson
Parsons
PCL Construction Enterprises Inc.
RailWorks Corp.
Remedial Construction Services LP
Roncelli Inc.
Shawmut Design and Construction
Skanska
SNC-Lavalin Inc.
Southland Holdings
Structure Tone
The Turner Corp.
Tutor Perini Corp.
Walbridge
The Walsh Group

Region Country Company

Weeks Marine Inc.

B. LATIN AMERICA

ARGENTINA

Aegion Corp.
Fluor Corp.

BRAZIL

AECOM
Bechtel
CB&I
Fluor Corp.
Great Lakes Dredge & Dock Co.
Jacobs
Shiel Sexton Co. Inc.

CHILE

Aegion Corp.
Bechtel
CB&I
Fluor Corp.
Jacobs

COLOMBIA

AECOM
CB&I
Haskell
Jacobs
Matrix Service Co.
SNC-Lavalin Inc.

ECUADOR

CB&I

GUATEMALA

BL Harbert International

HONDURAS

CB&I
Fluor Corp.

MEXICO

AECOM
Aegion Corp.
Alberici-Flintco
Barton Malow Co.
The Beck Group
Caddell Construction Co. (DE) LLC
Commercial Contracting Corp.
Fluor Corp.
Gilbane Building Co.
Graycor
BL Harbert International

Where the 2018 Top 400 Contractors Worked

Region Country Company

Haskell
Jacobs
KBR Inc.
Kiewit Corp.
M+W GROUP
Manhattan Construction Group
Orion Group Holdings Inc.
The Turner Corp.
Walbridge

PANAMA

AECOM
CB&I
China Construction America/Plaza Construction
Manhattan Construction Group
MCM

PARAGUAY

Caddell Construction Co. (DE) LLC

PERU

APTIM
Bechtel
CB&I
Fluor Corp.
Jacobs

VENEZUELA

CB&I
Fluor Corp.
SNC-Lavalin Inc.

SURINAME

CCC Group Inc.
BL Harbert International

C. CARIBBEAN ISLANDS

GREATER ANTILLES

CB&I
CCC Group Inc.
dck worldwide LLC
Gilbane Building Co.
Orion Group Holdings Inc.
Tutor Perini Corp.
Weeks Marine Inc.

PUERTO RICO

AECOM
APTIM
Jay Cashman Inc.
dck worldwide LLC
Fluor Corp.
Gilbane Building Co.

Region Country Company

Haskell
HERZOG
Manson Construction Co.
Moss
Orion Group Holdings Inc.
Remedial Construction Services LP
Skanska
SNC-Lavalin Inc.
Tutor Perini Corp.
The Walsh Group

CUBA

Gilbane Building Co.

LESSER ANTILLES

American Bridge Co.
APTIM
Bechtel
CB&I
China Construction America/Plaza Construction
The Conti Group
dck worldwide LLC
Fluor Corp.
Jingoli - DCO
OHL USA Inc.
Orion Group Holdings Inc.
Rockford Construction Co
Weeks Marine Inc.

D. EUROPE

ALBANIA

Bechtel
BL Harbert International

AZERBAIJAN

Bechtel
CB&I
Fluor Corp.
KBR Inc.
The Turner Corp.

BELGIUM

Caddell Construction Co. (DE) LLC
Fluor Corp.
Jacobs
Parsons

BULGARIA

KBR Inc.

CZECH REP.

CB&I
KBR Inc.

Where the 2018 Top 400 Contractors Worked

Region Country Company

DENMARK

Aegion Corp.
Jacobs

ESTONIA

ECC

FINLAND

Fluor Corp.
Jacobs

FRANCE

Aegion Corp.
Day & Zimmermann
Jacobs

GEORGIA

Bechtel
Parsons

GERMANY

ECC
Fluor Corp.
Jacobs
KBR Inc.
Parsons
Pernix Group, Inc.

GREECE

Caddell Construction Co. (DE) LLC
Jacobs

HUNGARY

AECOM
Fluor Corp.

IRELAND

Aegion Corp.
Fluor Corp.
Gilbane Building Co.
Jacobs
Structure Tone

ITALY

ECC
Jacobs
Parsons

NETHERLANDS

Aegion Corp.
Caddell Construction Co. (DE) LLC
CB&I
Fluor Corp.

Region Country Company

Jacobs

NORWAY

Aegion Corp.
CB&I
Fluor Corp.
Jacobs
KBR Inc.
The Walsh Group

POLAND

Aegion Corp.
CB&I
Fluor Corp.
KBR Inc.
Tutor Perini Corp.

PORTUGAL

ECC
Fluor Corp.

ROMANIA

Bechtel
ECC
Epstein

RUSSIA

Caddell Construction Co. (DE) LLC
CB&I
Fluor Corp.
The Turner Corp.

SPAIN

Aegion Corp.
APTIM
CB&I
ECC
Fluor Corp.
Gilbane Building Co.
IPS-Integrated Project Services LLC
Jacobs

SWEDEN

DPR Construction
Fluor Corp.
Jacobs

SWITZERLAND

Jacobs

UKRAINE

Bechtel

UNITED KINGDOM

Where the 2018 Top 400 Contractors Worked

Region Country Company

Aegion Corp.
American Bridge Co.
Bechtel
Black & Veatch
CB&I
Fluor Corp.
Gilbane Building Co.
BL Harbert International
IPS-Integrated Project Services LLC
Jacobs
KBR Inc.
Parsons
Skanska
Structure Tone
The Turner Corp.

SERBIA

CB&I

CROATIA

Bechtel
CB&I

E. MIDDLE EAST

AFGHANISTAN

Bryan Construction
Caddell Construction Co. (DE) LLC
Contrack Watts Inc.
ECC
Fluor Corp.
Gilbane Building Co.
Jacobs
Tutor Perini Corp.
The Weitz Co. & Affiliates

BAHRAIN

Bechtel
Bryan Construction
Contrack Watts Inc.
ECC
Great Lakes Dredge & Dock Co.
Jacobs
KBR Inc.
The Weitz Co. & Affiliates

IRAQ

AECOM
Bechtel
Contrack Watts Inc.
ECC
Fluor Corp.
BL Harbert International
KBR Inc.

Region Country Company

Tutor Perini Corp.
The Weitz Co. & Affiliates

ISRAEL

The Conti Group
Gilbane Building Co.
Hensel Phelps

JORDAN

Fluor Corp.
BL Harbert International

KUWAIT

AECOM
Aegion Corp.
CB&I
Contrack Watts Inc.
ECC
Fluor Corp.
Jacobs
KBR Inc.
The Weitz Co. & Affiliates

LEBANON

BL Harbert International
Parsons
Tutor Perini Corp.

OMAN

Aegion Corp.
Bechtel
CB&I
CDM Smith
Jacobs

PAKISTAN

Fluor Corp.
BL Harbert International
Tutor Perini Corp.

QATAR

Bechtel
Contrack Watts Inc.
Fluor Corp.
BL Harbert International
Jacobs
The Weitz Co. & Affiliates

SAUDI ARABIA

Aegion Corp.
Bechtel
Caddell Construction Co. (DE) LLC
CB&I
CDM Smith

Where the 2018 Top 400 Contractors Worked

Region Country Company

Fluor Corp.
Gilbane Building Co.
Great Lakes Dredge & Dock Co.
Jacobs
KBR Inc.
SNC-Lavalin Inc.
Tutor Perini Corp.

TURKEY

Bechtel
Fluor Corp.
Gilbane Building Co.
BL Harbert International
The Turner Corp.

U.A.E.

Aegion Corp.
Bechtel
CB&I
Contract Watts Inc.
Fluor Corp.
Jacobs
KBR Inc.

F. ASIA/AUSTRALIA

AUSTRALIA

AECOM
Aegion Corp.
APTIM
Bechtel
CB&I
CDM Smith
Engineered Structures Inc. (ESI)
Fluor Corp.
Jacobs
KBR Inc.
Kiewit Corp.
Matrix Service Co.
PCL Construction Enterprises Inc.

BANGLADESH

Jacobs

CHINA (P.R.C.)

Bechtel
Black & Veatch
CB&I
Fluor Corp.
Jacobs
Stellar

DIEGO GARCIA

Gilbane Building Co.

Region Country Company

Parsons
Tutor Perini Corp.

HONGKONG

Aegion Corp.
Bechtel
Jacobs

INDIA

AECOM
Aegion Corp.
Bechtel
Black & Veatch
Caddell Construction Co. (DE) LLC
CDM Smith
Fluor Corp.
IPS-Integrated Project Services LLC
Jacobs
The Turner Corp.

INDONESIA

Aegion Corp.
Bechtel
Black & Veatch
CB&I
Fluor Corp.
BL Harbert International
Jacobs
The Turner Corp.

JAPAN

AECOM
APTIM
Contract Watts Inc.
Gilbane Building Co.
Parsons
The Weitz Co. & Affiliates

KAZAKHSTAN

Bechtel
Black & Veatch
CB&I
Fluor Corp.
The Turner Corp.

KOREA, SOUTH

AECOM
APTIM
DPR Construction
ECC
Gilbane Building Co.
BL Harbert International
Jacobs
Matrix Service Co.

Where the 2018 Top 400 Contractors Worked

Region Country Company

Parsons
Pernix Group, Inc.

KYRGYZSTAN

ECC

MALAYSIA

Black & Veatch
Fluor Corp.
Haskell
Jacobs
KBR Inc.
The Turner Corp.

NEW ZEALAND

Jacobs

PACIFIC ISLANDS

Contract Watts Inc.
Gilbane Building Co.
Granite Construction Inc.
Parsons
Pernix Group, Inc.

PAPUA N. GUINEA

Pernix Group, Inc.

PHILIPPINES

AECOM
APTIM
Black & Veatch
ECC
Fluor Corp.
Jacobs
Tutor Perini Corp.

SINGAPORE

Aegion Corp.
Black & Veatch
CB&I
DPR Construction
Fortis Construction Inc.
Gilbane Building Co.
Haskell
Jacobs

SRI LANKA

Caddell Construction Co. (DE) LLC

TAIWAN (R.O.C.)

AECOM
Bechtel
Black & Veatch

Region Country Company

THAILAND

AECOM
Bechtel
Black & Veatch
CB&I
Engineered Structures Inc. (ESI)
Jacobs
The Turner Corp.

TURKMENISTAN

Caddell Construction Co. (DE) LLC

UZBEKISTAN

Bechtel
CB&I
Engineered Structures Inc. (ESI)

VIETNAM

Black & Veatch
The Turner Corp.

MONGOLIA

Fluor Corp.
Jacobs

LAO PDR

BL Harbert International

G. NORTH AFRICA

ALGERIA

Aegion Corp.
KBR Inc.

EGYPT

Bechtel
CB&I
Contract Watts Inc.
Fluor Corp.
The Weitz Co. & Affiliates

ETHIOPIA

CB&I

LIBYA

Bechtel

MOROCCO

Jacobs

NIGER

BL Harbert International
Pernix Group, Inc.

Where the 2018 Top 400 Contractors Worked

Region Country Company

SUB SAHARA

Caddell Construction Co. (DE) LLC

BL Harbert International

H. CENTRAL AND SOUTHERN AFRICA

ANGOLA

Bechtel

BENIN

BL Harbert International

BOTSWANA

Fluor Corp.

CAMEROON

ECC

GABON

Bechtel

GUINEA

Engineered Structures Inc. (ESI)

Fluor Corp.

KENYA

Bechtel

Caddell Construction Co. (DE) LLC

Jacobs

KBR Inc.

MOZAMBIQUE

Pernix Group, Inc.

SENEGAL

CCC Group Inc.

SIERRA LEONE

Engineered Structures Inc. (ESI)

Pernix Group, Inc.

SOUTH AFRICA

Aegion Corp.

Fluor Corp.

Jacobs

UGANDA

CB&I

Fluor Corp.

Pernix Group, Inc.

ZIMBABWE

BL Harbert International

Region Country Company

I. ARCTIC/ANTARCTIC